

---

**GROUP 80****CONFIGURATION  
DIAGRAMS****CONTENTS**

<b>CONFIGURATION DIAGRAMS .....</b>	<b>80A</b>
<b>SPLICE LOCATIONS .....</b>	<b>80B</b>

## GROUP 80A

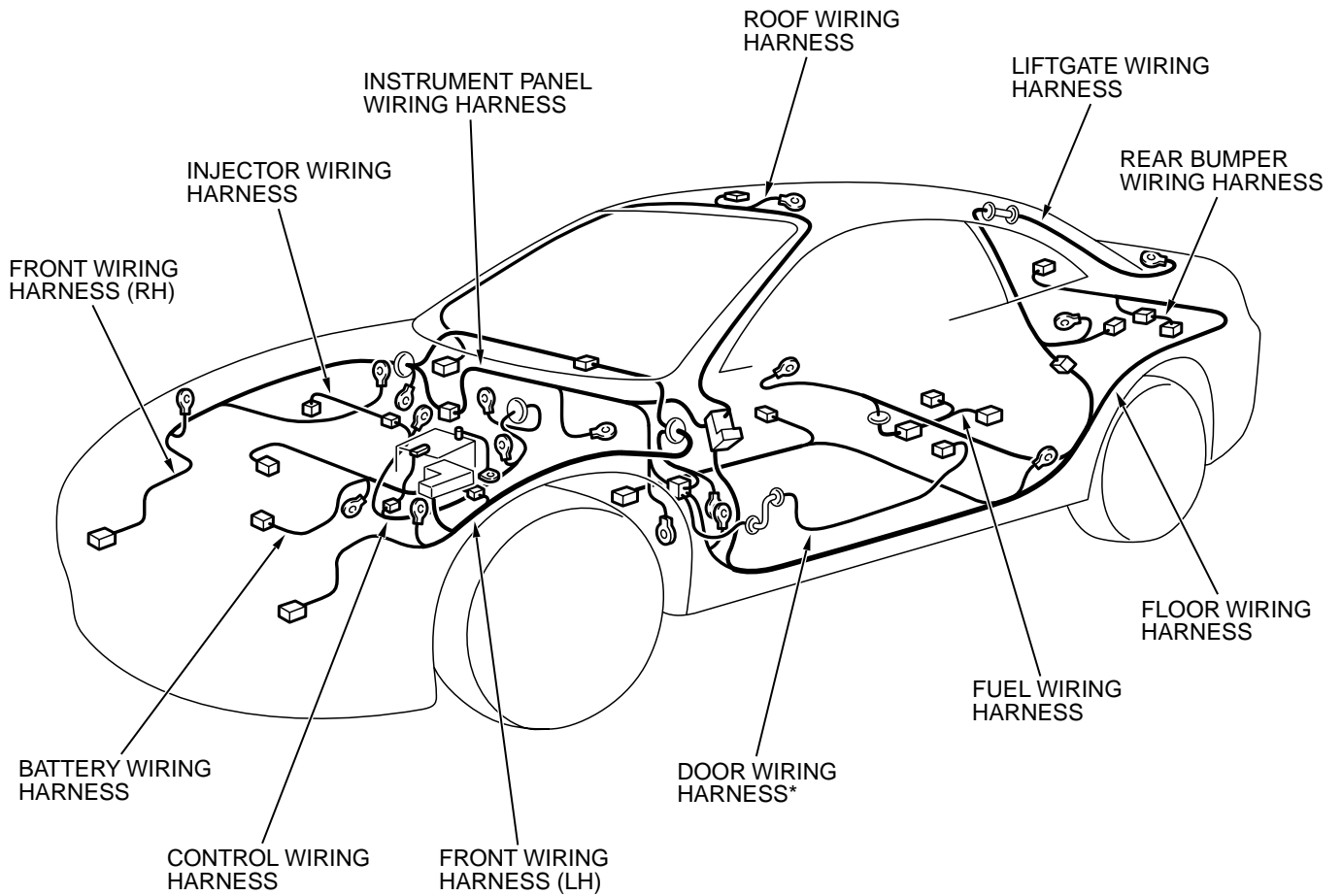
# CONFIGURATION DIAGRAMS

## CONTENTS

OVERALL CONFIGURATION DIAGRAM <ECLIPSE> .....	80A-3	DASH PANEL .....	80A-16
OVERALL CONFIGURATION DIAGRAM <ECLIPSE SPYDER> ...	80A-4	FLOOR AND ROOF <ECLIPSE> ....	80A-24
HOW TO READ CONFIGURATION DIAGRAMS .....	80A-5	FLOOR AND WINDSHIELD APERTURE <ECLIPSE SPYDER> .....	80A-25
ENGINE COMPARTMENT .....	80A-6	DOOR .....	80A-26
ENGINE AND TRANSAXLE <2.4L ENGINE> .....	80A-8	LUGGAGE COMPARTMENT <ECLIPSE> .....	80A-27
ENGINE AND TRANSAXLE <3.0L ENGINE> .....	80A-12	LUGGAGE COMPARTMENT <ECLIPSE SPYDER> .....	80A-28

# OVERALL CONFIGURATION DIAGRAM <ECLIPSE>

M1801000100097



AC002702AB

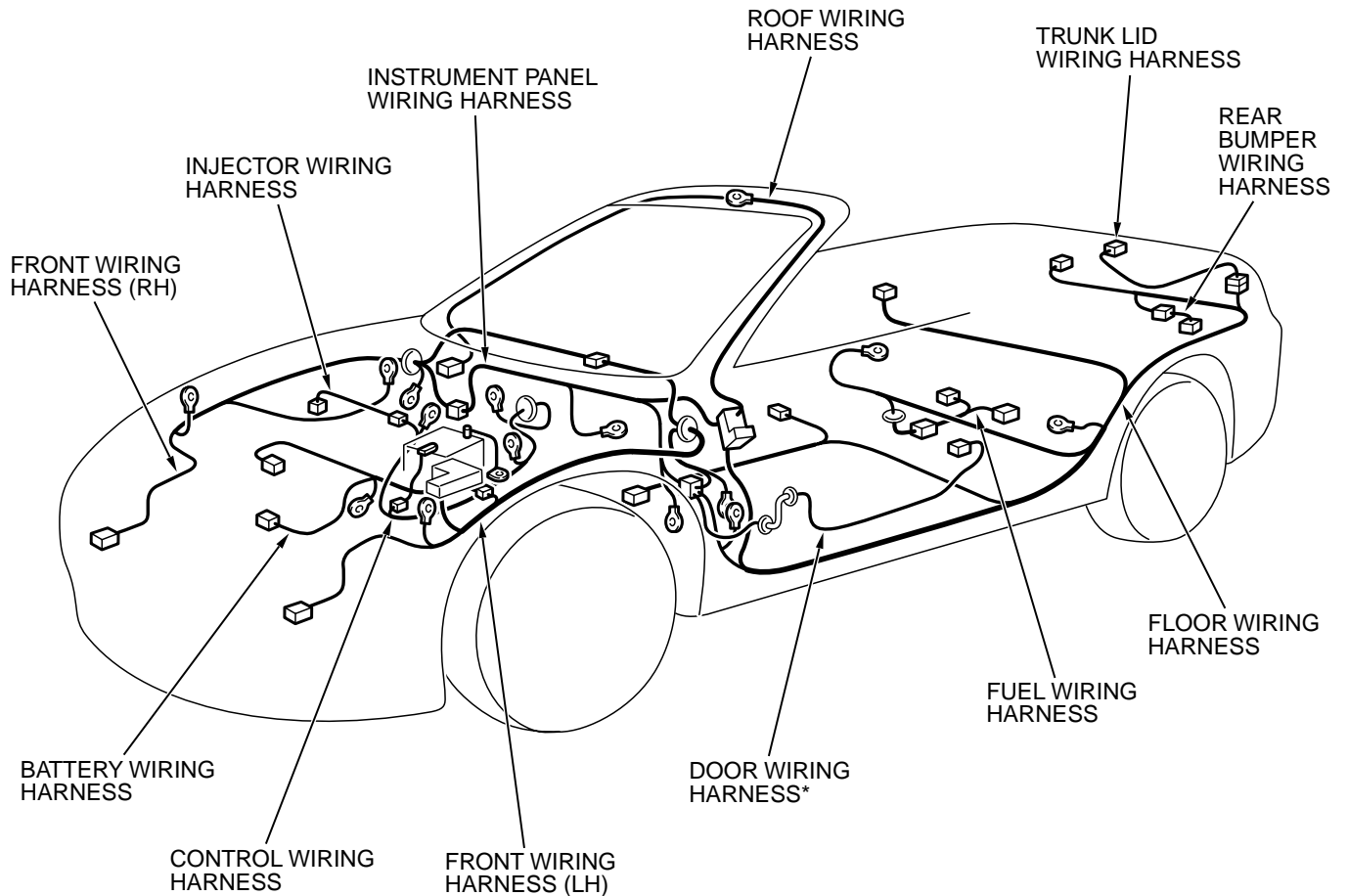
**NOTE:**

1. This illustration shows only major wiring harnesses.
2. \*: also equipped at the right side.

TSB Revision

OVERALL CONFIGURATION DIAGRAM  
<ECLIPSE SPYDER>

M1801000100105



AC002703AB

**NOTE:**

1. This illustration shows only major wiring harnesses.
2. \*: also equipped at the right side.

TSB Revision

# HOW TO READ CONFIGURATION DIAGRAMS

M1801000200083

The wiring harness diagrams clearly show the connector locations and harness routings at each site on actual vehicles.

Denotes connector No.  
The same connector No. is used throughout the circuit diagrams to facilitate connector location searches.  
The first alphabetical symbol indicates the location site of the connector and a number that follows is the unique number.  
Numbers are usually assigned to parts in clockwise order on the diagram.

Example: A-19

- Number specific to connector (serial number)
- Connector location site symbol
- A: ENGINE COMPARTMENT
- B: ENGINE AND TRANSAXLE
- C: DASH PANEL
- D: FLOOR AND ROOF <ECLIPSE>
- D: FLOOR AND WINDSHIELD APERTURE <ECLIPSE SPYDER>
- E: DOOR
- F: LUGGAGE COMPARTMENT

Denotes ground point.  
Same ground number is used throughout circuit diagrams to facilitate search of ground point.  
Refer to GROUP 70 SINGLE PART INSTALLATION POSITION - GROUND MOUNTING LOCATIONS for details of ground points.

Denotes a section covered by a corrugated tube.

The mark ★ shows the standard mounting position of wiring harness.

Denotes the color of the corrugated tube (If not specified, it is black.)  
R: Red  
Y: Yellow

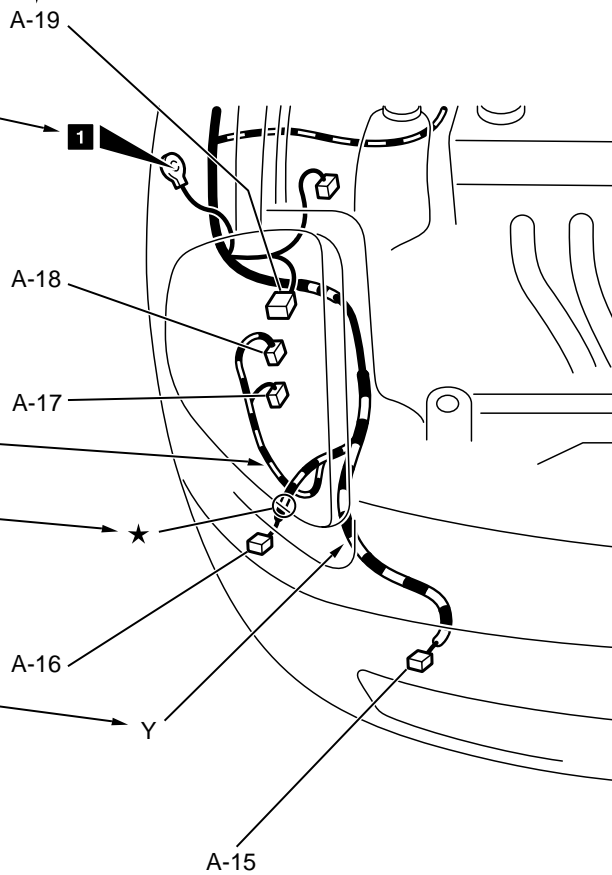
The number of connector pins and the connector color (except milk white)\* are shown for ease of retrieval.

Example: (2-B)

- Connector color (milk white if no color is indicated)
- Number of connector pins

\*: Typical connector colors

- B: Black
- Y: Yellow
- L: Blue
- G: Green
- R: Red
- BR: Brown
- V: Violet
- O: Orange
- GR: Gray
- NONE: Milk white



- A-15 (2)
- A-16 (2-GR)
- A-17 (2-B)
- A-18 (2-B)
- A-19 (2-GR)
- FOG LIGHT (RH)
- HORN (LOW)
- HEADLIGHT (RH)
- WINDSHIELD WASHER MOTOR
- DUAL PRESSURE SWITCH

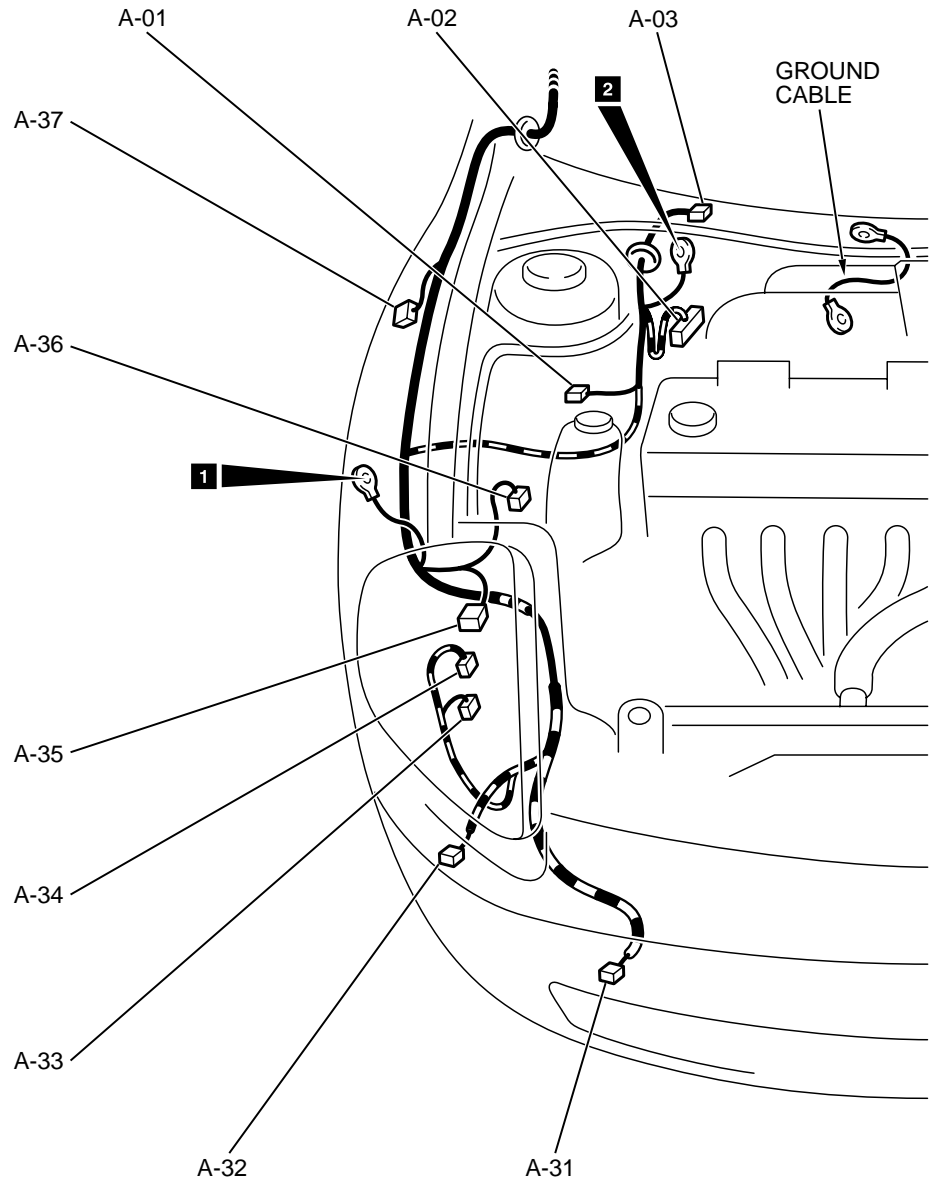
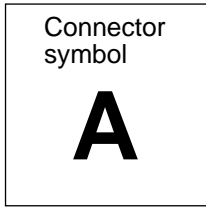
Indicates the device to which the connector is connected.

AC003056AB

TSB Revision

ENGINE COMPARTMENT

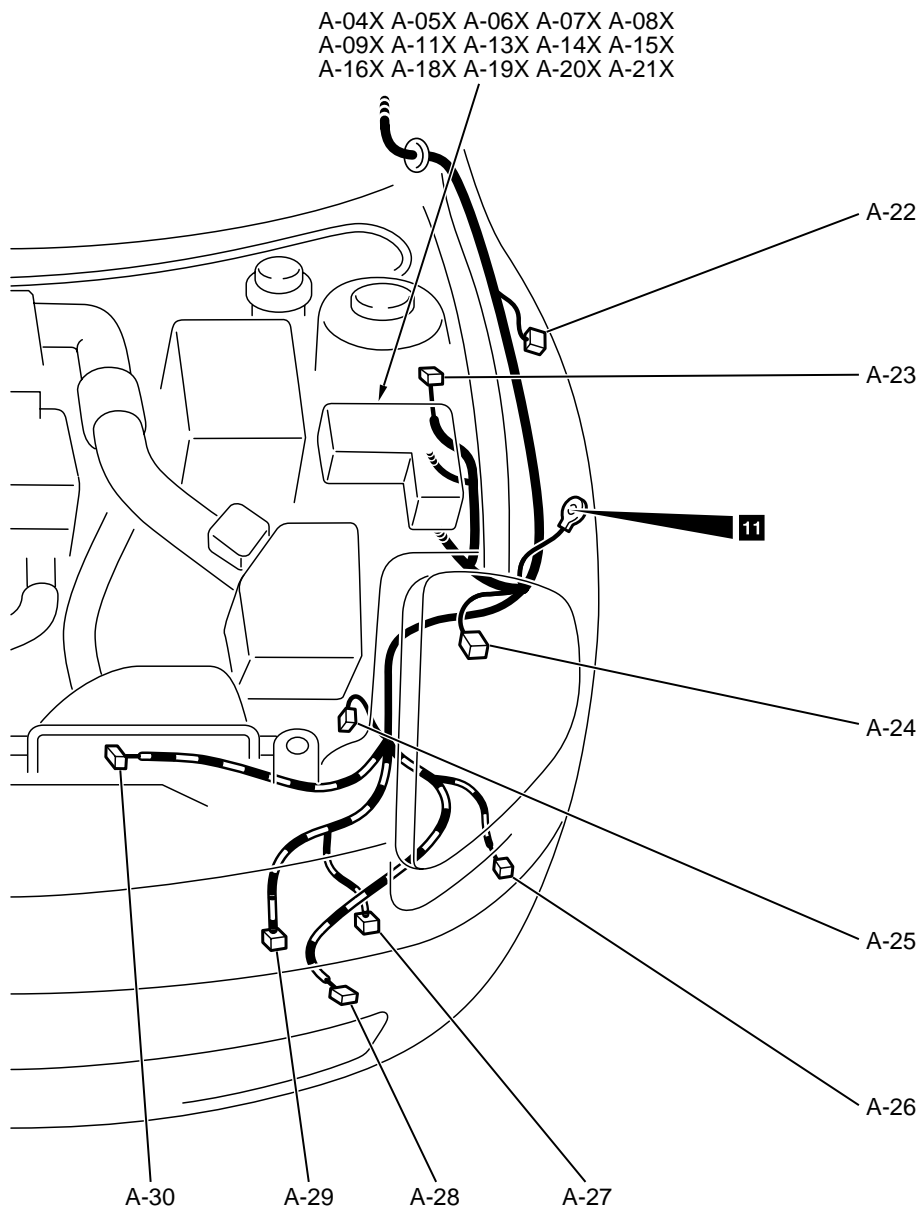
M1801000300091



AC003004AB

A-01 (4-B)	AUTO-CRUISE CONTROL VACUUM PUMP	A-13X (5)	FAN CONTROL RELAY
A-02 (31-B)	ABS-ECU	A-14X (5)	A/C COMPRESSOR RELAY
A-03 (5-B)	WINDSHIELD WIPER MOTOR	A-15X (5)	HORN RELAY
A-04X (5)	POWER WINDOW RELAY	A-16X (3)	INSPECTION CONNECTOR
A-05X (5)	TAILLIGHT RELAY	A-18X (5)	STARTER RELAY <M/T>
A-06X (5)	FOG LIGHT RELAY	A-19X (4)	A/T CONTROL RELAY
A-07X (5)	HEADLIGHT RELAY (HIGH)	A-20X (4)	FUEL PUMP RELAY
A-08X (5)	HEADLIGHT RELAY (LOW)	A-21X (4)	MFI RELAY
A-09X (17)	FRONT-ECU	A-22 (2-B)	WHEEL SPEED SENSOR (FRONT: LH) <ABS>
A-11X (5)	THEFT-ALARM HORN RELAY <THEFT-ALARM AND KEYLESS ENTRY SYSTEMS>		

TSB Revision



CONNECTOR COLOR  
CODE  
B:BLACK  
BR:BROWN  
G:GREEN  
GR:GRAY  
L:BLUE  
NONE:MILK WHITE  
O:ORANGE  
R:RED  
V:VIOLET  
Y:YELLOW

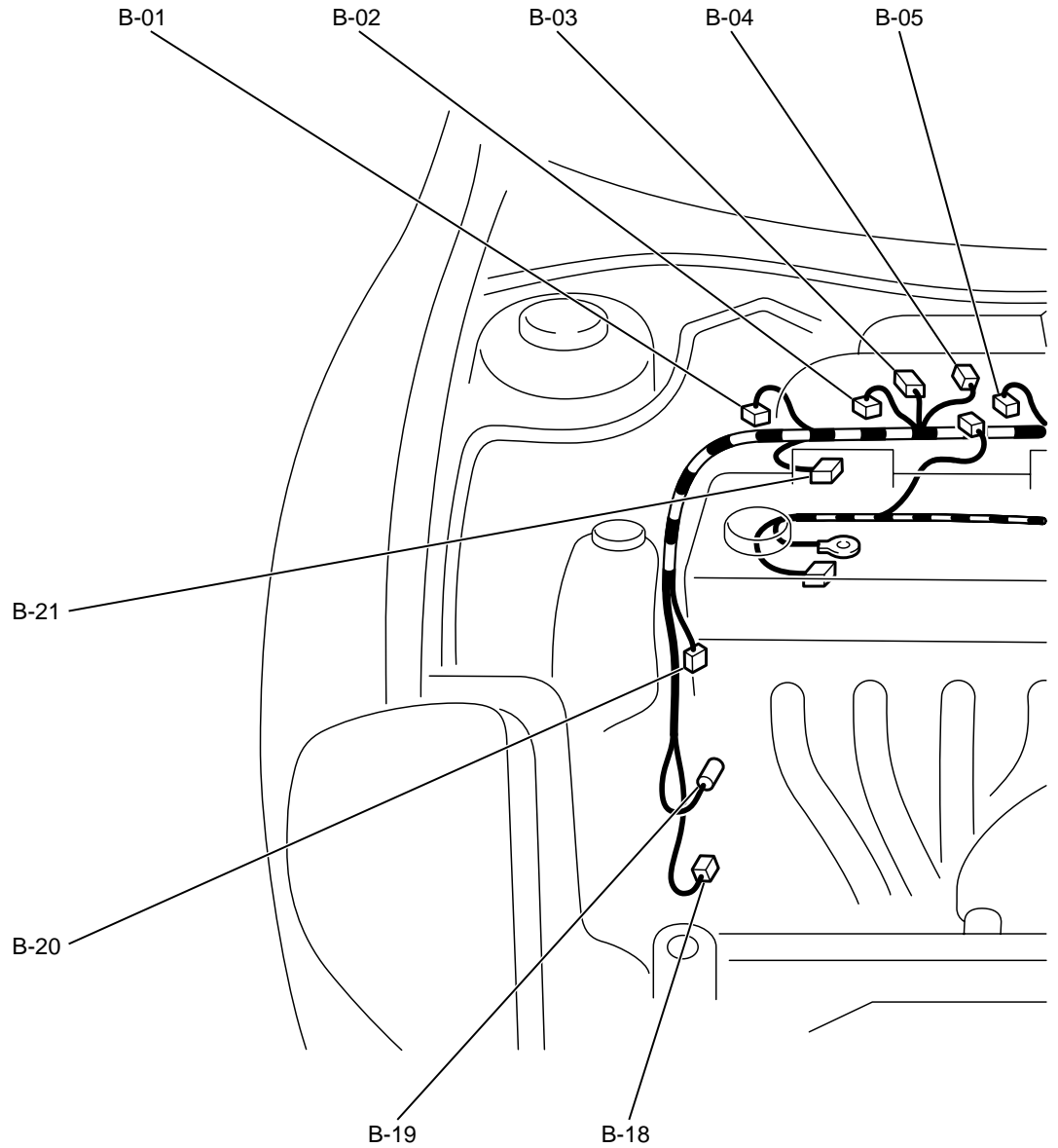
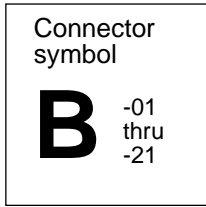
AC003005AB

A-23	(2-B)	HOOD SWITCH <THEFT-ALARM SYSTEM>	A-30	(3-GR)	FAN CONTROLLER
A-24	(3-B)	HEADLIGHT (LH)	A-31	(2-B)	FOG LIGHT (RH)
A-25	(1-B)	THEFT-ALARM HORN <THEFT-ALARM AND KEYLESS ENTRY SYSTEMS>	A-32	(3-B)	FRONT COMBINATION LIGHT (RH)
A-26	(3-B)	FRONT COMBINATION LIGHT (LH)	A-33	(2-B)	WINDSHIELD WASHER MOTOR
A-27	(1-B)	HORN	A-34	(2)	REAR WASHER MOTOR <ECLIPSE>
A-28	(2-B)	FOG LIGHT (LH)	A-35	(3-B)	HEADLIGHT (RH)
A-29	(2-B)	AMBIENCE SENSOR	A-36	(2-BR)	DUAL PRESSURE SWITCH <A/C>
			A-37	(2-B)	WHEEL SPEED SENSOR (FRONT: RH) <ABS>

TSB Revision

ENGINE AND TRANSAXLE <2.4L ENGINE>

M1801000400065

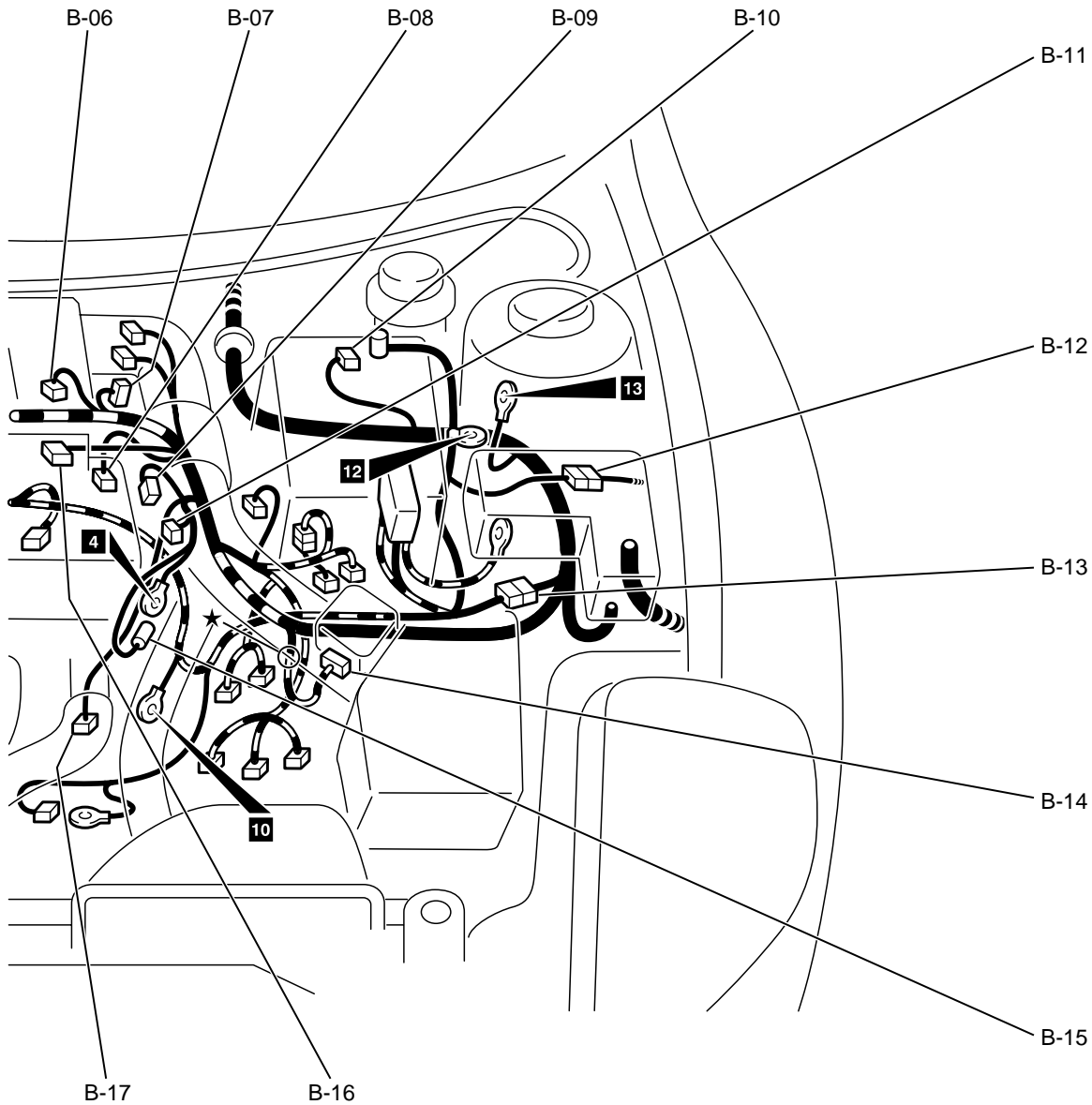


CONNECTOR COLOR CODE  
 B:BLACK  
 BR:BROWN  
 G:GREEN  
 GR:GRAY  
 L:BLUE  
 NONE:MILK WHITE  
 O:ORANGE  
 R:RED  
 V:VIOLET  
 Y:YELLOW

B-01	(2-GR)	INJECTOR 1	B-07	(4-B)	THROTTLE POSITION SENSOR
B-02	(2-GR)	INJECTOR 2	B-08	(1-B)	ENGINE COOLANT TEMPERATURE GAUGE UNIT
B-03	(4-B)	IGNITION FAILURE SENSOR	B-09	(3-B)	CAMSHAFT POSITION SENSOR
B-04	(3-B)	MANIFOLD DIFFERENTIAL PRESSURE SENSOR	B-10	(2-B)	BRAKE FLUID LEVEL SWITCH
B-05	(2-GR)	INJECTOR 3	B-11	(2-B)	ENGINE COOLANT TEMPERATURE SENSOR
B-06	(2-GR)	INJECTOR 4			

AC003006AB

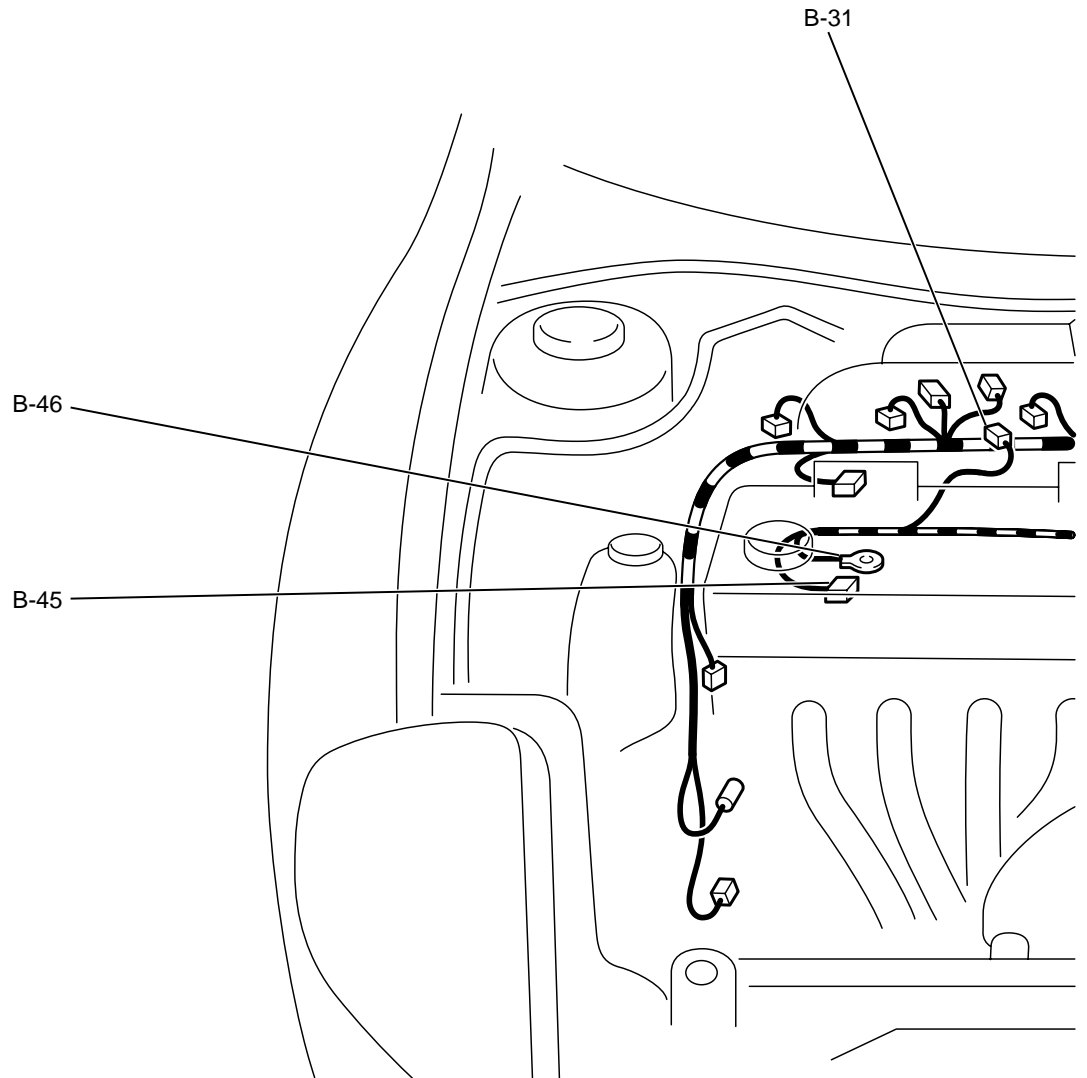
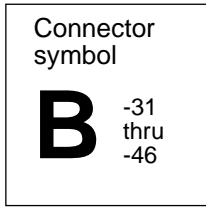
TSB Revision



AC003007AB

B-12	(4-B)	FRONT WIRING HARNESS (LH) AND BATTERY WIRING HARNESS COMBINATION	B-16	(3-GR)	IGNITION COIL 1
B-13	(8-B)	CONTROL WIRING HARNESS AND BATTERY WIRING HARNESS COMBINATION	B-17	(4-B)	HEATED OXYGEN SENSOR (FRONT)
B-14	(7-B)	VOLUME AIR FLOW SENSOR	B-18	(1-B)	A/C COMPRESSOR ASSEMBLY
B-15	(1-B)	CAPACITOR	B-19	(1)	POWER STEERING PRESSURE SWITCH
			B-20	(3-B)	CRANKSHAFT POSITION SENSOR
			B-21	(3-GR)	IGNITION COIL 2

TSB Revision

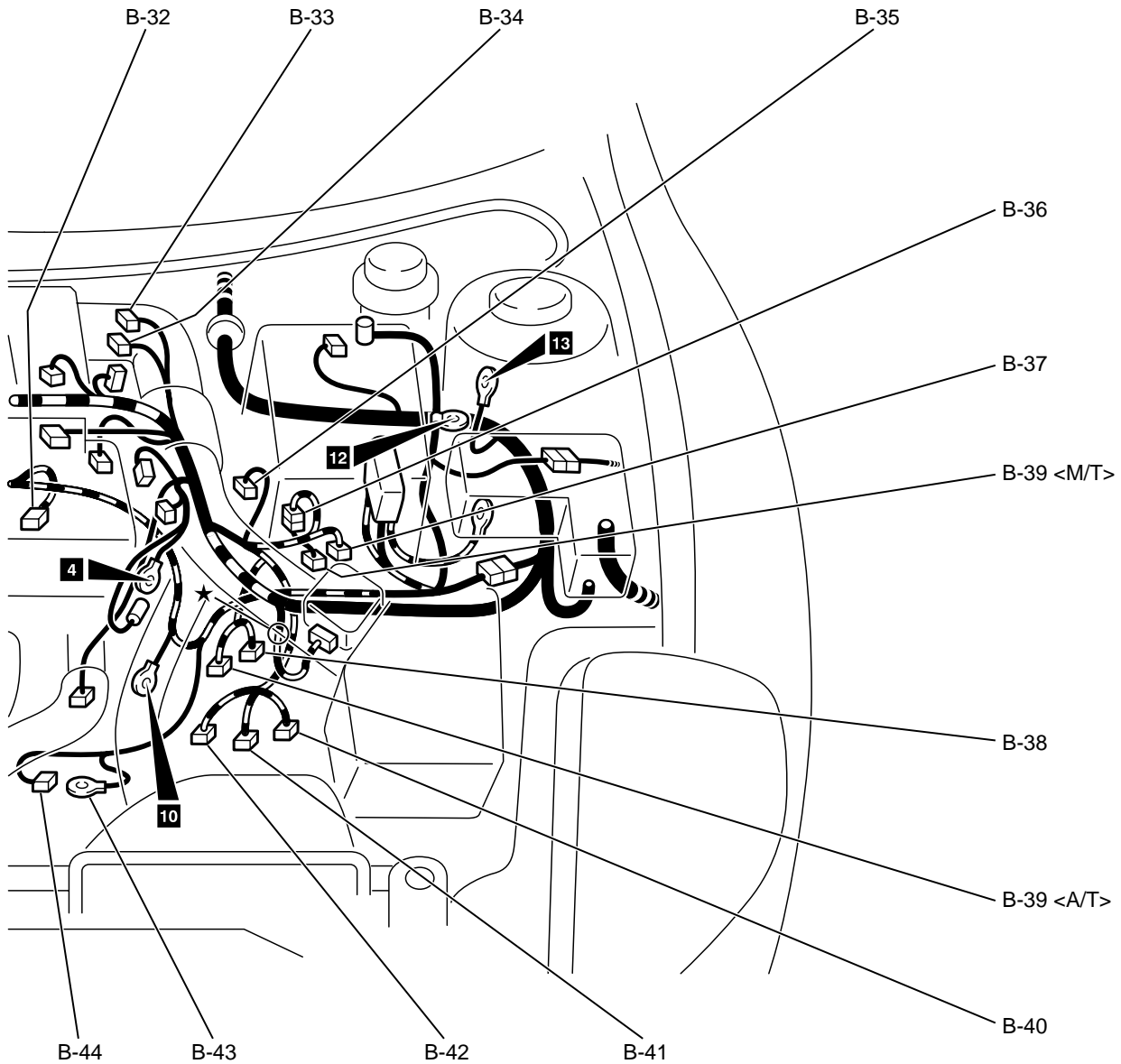


CONNECTOR COLOR CODE  
 B:BLACK  
 BR:BROWN  
 G:GREEN  
 GR:GRAY  
 L:BLUE  
 NONE:MILK WHITE  
 O:ORANGE  
 R:RED  
 V:VIOLET  
 Y:YELLOW

AC003006AC

B-31	(2-BR)	EGR SOLENOID VALVE	B-37	(2-B)	BACKUP LIGHT SWITCH <M/T>
B-32	(1-B)	OIL PRESSURE SWITCH	B-38	(3-GR)	OUTPUT SHAFT SPEED SENSOR <A/T>
B-33	(2-B)	EVAPORATIVE EMISSION PURGE SOLENOID VALVE	B-39	(3-B)	VEHICLE SPEED SENSOR
B-34	(6-B)	IDLE AIR CONTROL MOTOR			
B-35	(2-GR)	KNOCK SENSOR <M/T>			
B-36	(3-B)	CONTROL WIRING HARNESS AND VEHICLE SPEED SENSOR WIRING HARNESS COMBINATION <M/T>			

TSB Revision



- B-40 (10-GR) A/T CONTROL SOLENOID VALVE ASSEMBLY
- B-41 (10-B) PARK/NEUTRAL POSITION SWITCH <A/T>
- B-42 (3-B) INPUT SHAFT SPEED SENSOR <A/T>

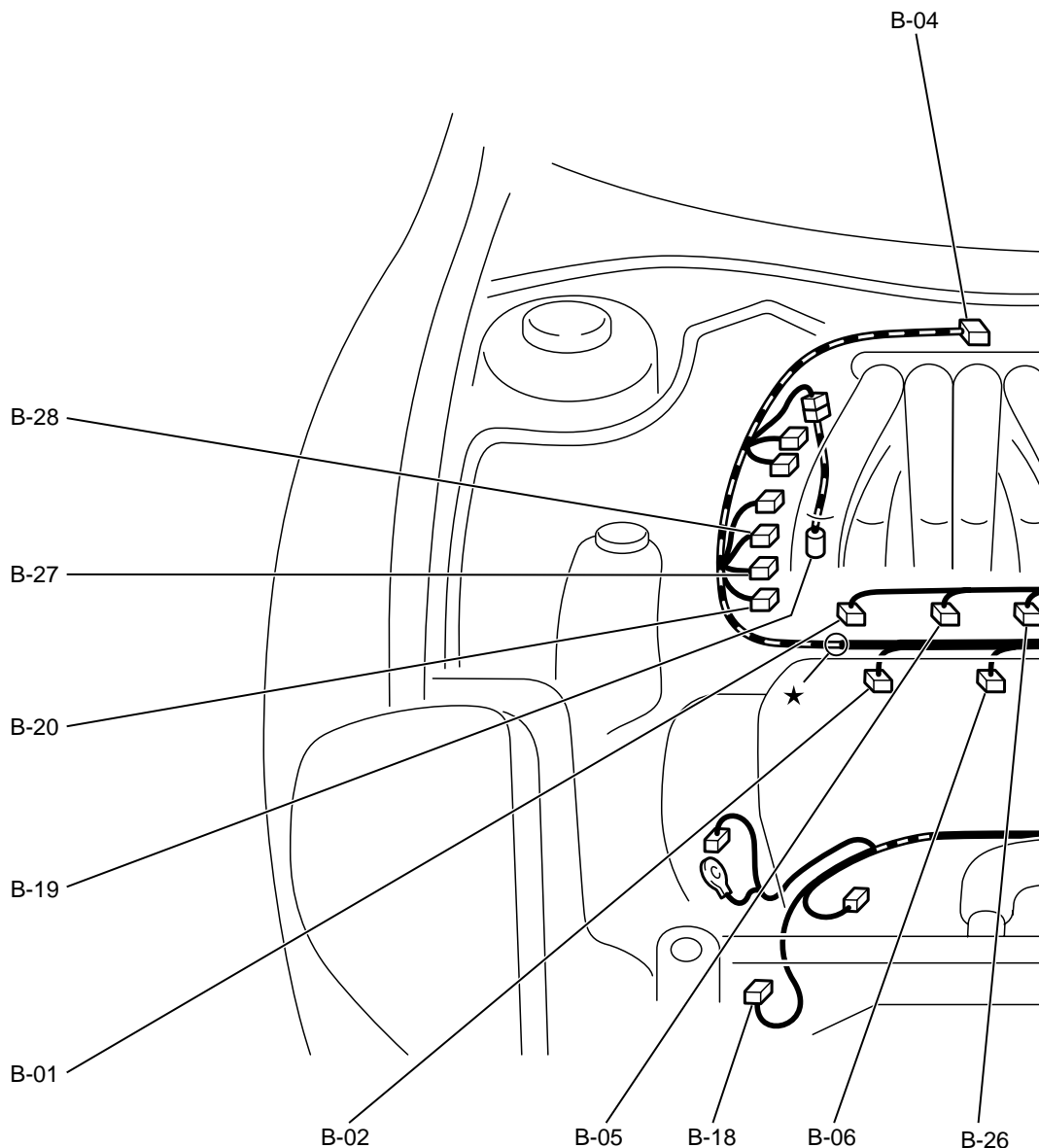
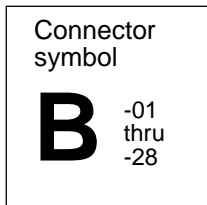
- B-43 (1) STARTER
- B-44 (1-B) STARTER
- B-45 (4-GR) GENERATOR
- B-46 (1) GENERATOR

AC003007AC

TSB Revision

ENGINE AND TRANSAXLE <3.0L ENGINE>

M1801000400076

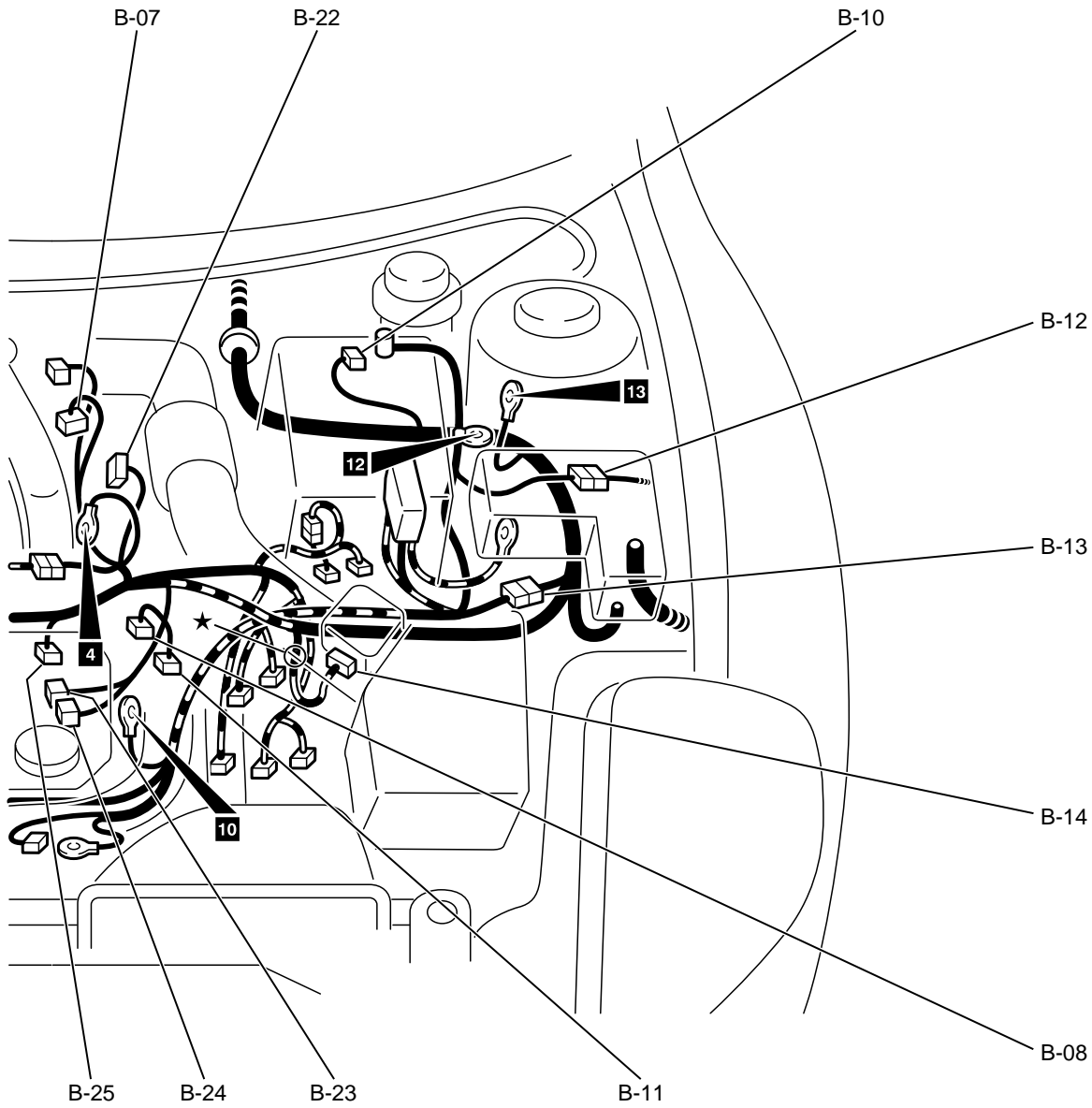


CONNECTOR COLOR CODE  
 B:BLACK  
 BR:BROWN  
 G:GREEN  
 GR:GRAY  
 L:BLUE  
 NONE:MILK WHITE  
 O:ORANGE  
 R:RED  
 V:VIOLET  
 Y:YELLOW

AC003008AB

B-01	(2-GR)	INJECTOR 1	B-11	(2-B)	ENGINE COOLANT TEMPERATURE SENSOR
B-02	(2-GR)	INJECTOR 2	B-12	(4-B)	FRONT WIRING HARNESS (LH) AND BATTERY WIRING HARNESS COMBINATION
B-04	(3-B)	MANIFOLD DIFFERENTIAL PRESSURE SENSOR	B-13	(8-B)	CONTROL WIRING HARNESS AND BATTERY WIRING HARNESS COMBINATION
B-05	(2-GR)	INJECTOR 3			
B-06	(2-GR)	INJECTOR 4			
B-07	(4-B)	THROTTLE POSITION SENSOR			
B-08	(1-B)	ENGINE COOLANT TEMPERATURE GAUGE UNIT			
B-10	(2-B)	BRAKE FLUID LEVEL SWITCH			

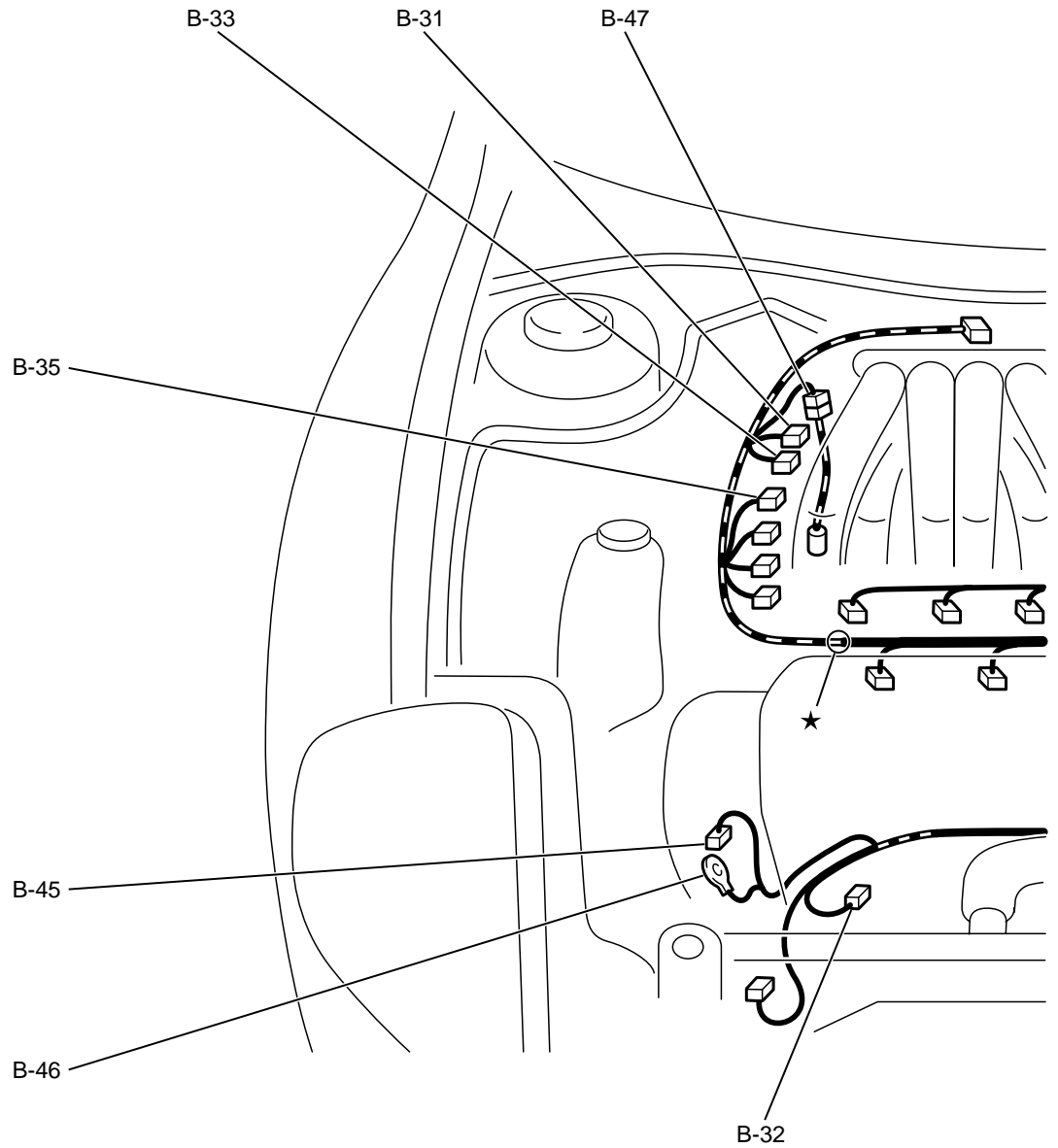
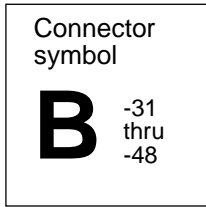
TSB Revision



AC003009AB

B-14	(7-B)	VOLUME AIR FLOW SENSOR	B-24	(4-B)	LEFT BANK HEATED OXYGEN SENSOR (FRONT)
B-18	(4-B)	A/C COMPRESSOR ASSEMBLY	B-25	(2-GR)	INJECTOR 6
B-19	(1)	POWER STEERING PRESSURE SWITCH	B-26	(2-GR)	INJECTOR 5
B-20	(3-B)	CRANKSHAFT POSITION SENSOR	B-27	(4-B)	RIGHT BANK HEATED OXYGEN SENSOR (FRONT)
B-22	(7-B)	DISTRIBUTOR ASSEMBLY	B-28	(4-GR)	RIGHT BANK HEATED OXYGEN SENSOR (REAR)
B-23	(4-GR)	LEFT BANK HEATED OXYGEN SENSOR (REAR)			

TSB Revision



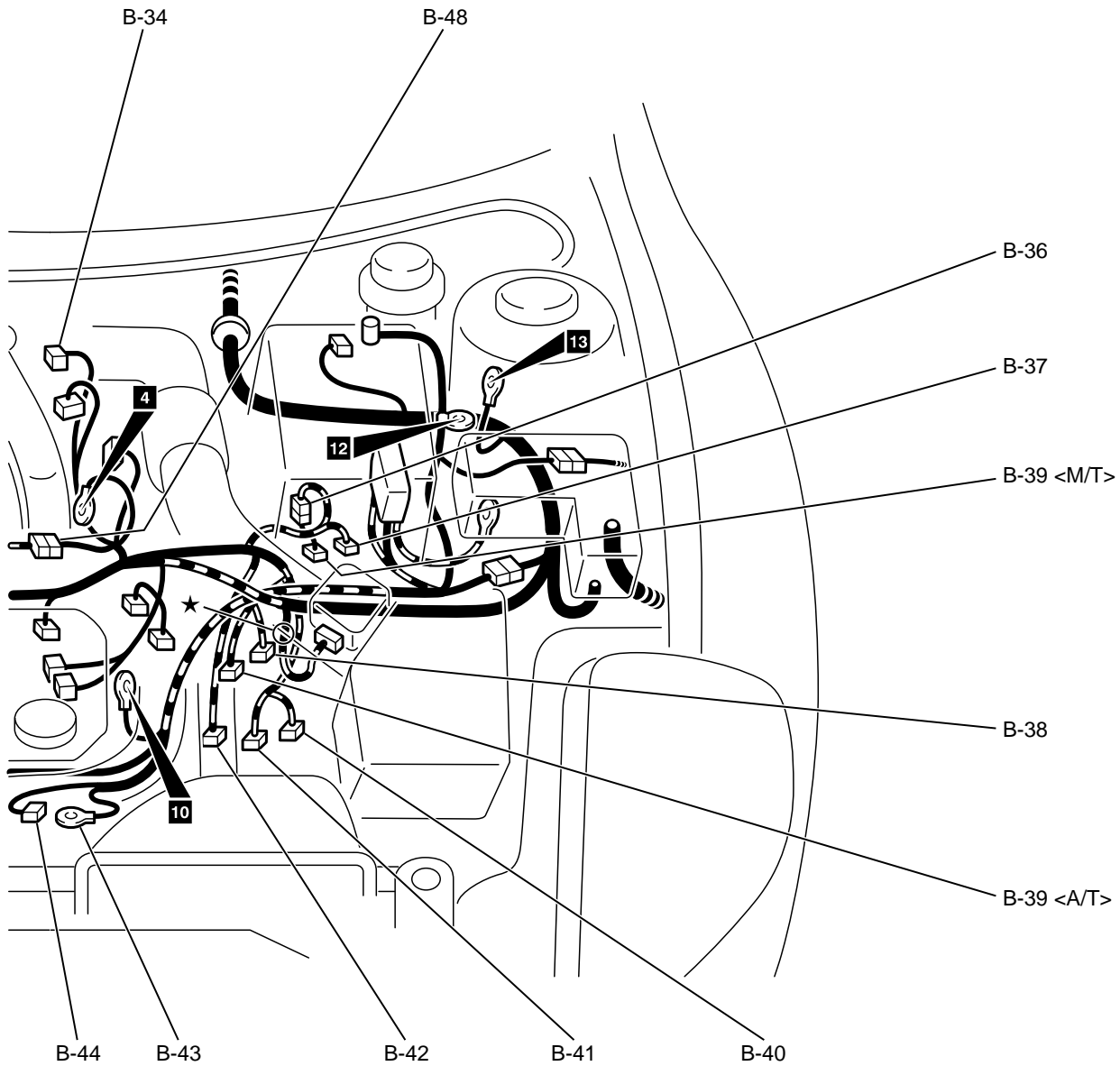
CONNECTOR COLOR CODE  
 B:BLACK  
 BR:BROWN  
 G:GREEN  
 GR:GRAY  
 L:BLUE  
 NONE:MILK WHITE  
 O:ORANGE  
 R:RED  
 V:VIOLET  
 Y:YELLOW

- B-31 (2-BR) EGR SOLENOID VALVE
- B-32 (1-B) OIL PRESSURE SWITCH
- B-33 (2-B) EVAPORATIVE EMISSION PURGE SOLENOID VALVE
- B-34 (6-B) IDLE AIR CONTROL MOTOR
- B-35 (2-GR) KNOCK SENSOR
- B-36 (3-B) CONTROL WIRING HARNESS AND VEHICLE SPEED SENSOR WIRING HARNESS COMBINATION <M/T>
- B-37 (2-B) BACKUP LIGHT SWITCH <M/T>

- B-38 (3-GR) OUTPUT SHAFT SPEED SENSOR <A/T>
- B-39 (3-B) VEHICLE SPEED SENSOR
- B-40 (10-GR) A/T CONTROL SOLENOID VALVE ASSEMBLY
- B-41 (10-B) PARK/NEUTRAL POSITION SWITCH <A/T>

AC003008AC

TSB Revision



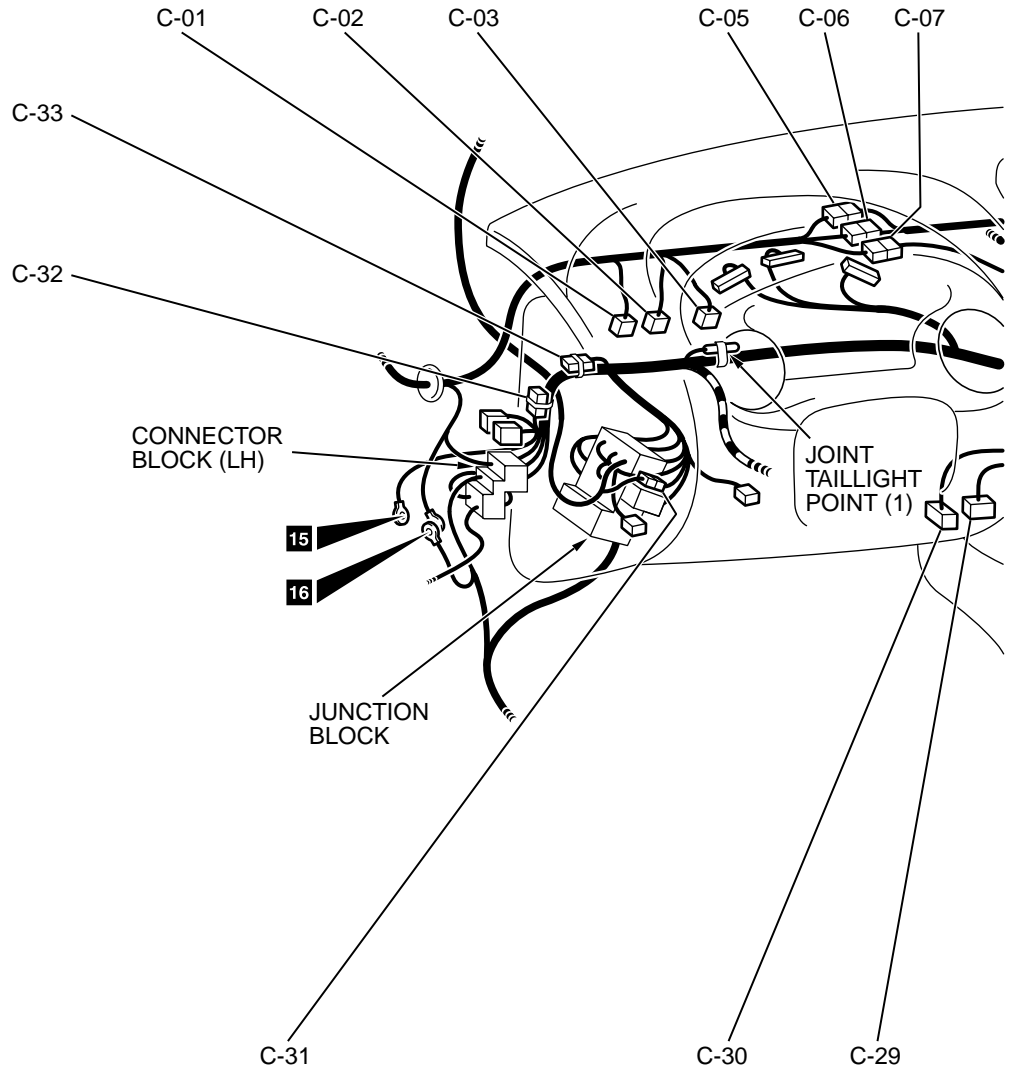
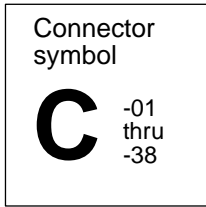
AC003009AC

B-42	(3-B)	INPUT SHAFT SPEED SENSOR <A/T>	B-47	(1-B)	CONTROL WIRING HARNESS AND POWER STEERING WIRING HARNESS COMBINATION
B-43	(1)	STARTER	B-48	(4-B)	CONTROL WIRING HARNESS AND INJECTOR WIRING HARNESS COMBINATION
B-44	(1-B)	STARTER			
B-45	(4-GR)	GENERATOR			
B-46	(1)	GENERATOR			

TSB Revision

DASH PANEL

M1801000600081

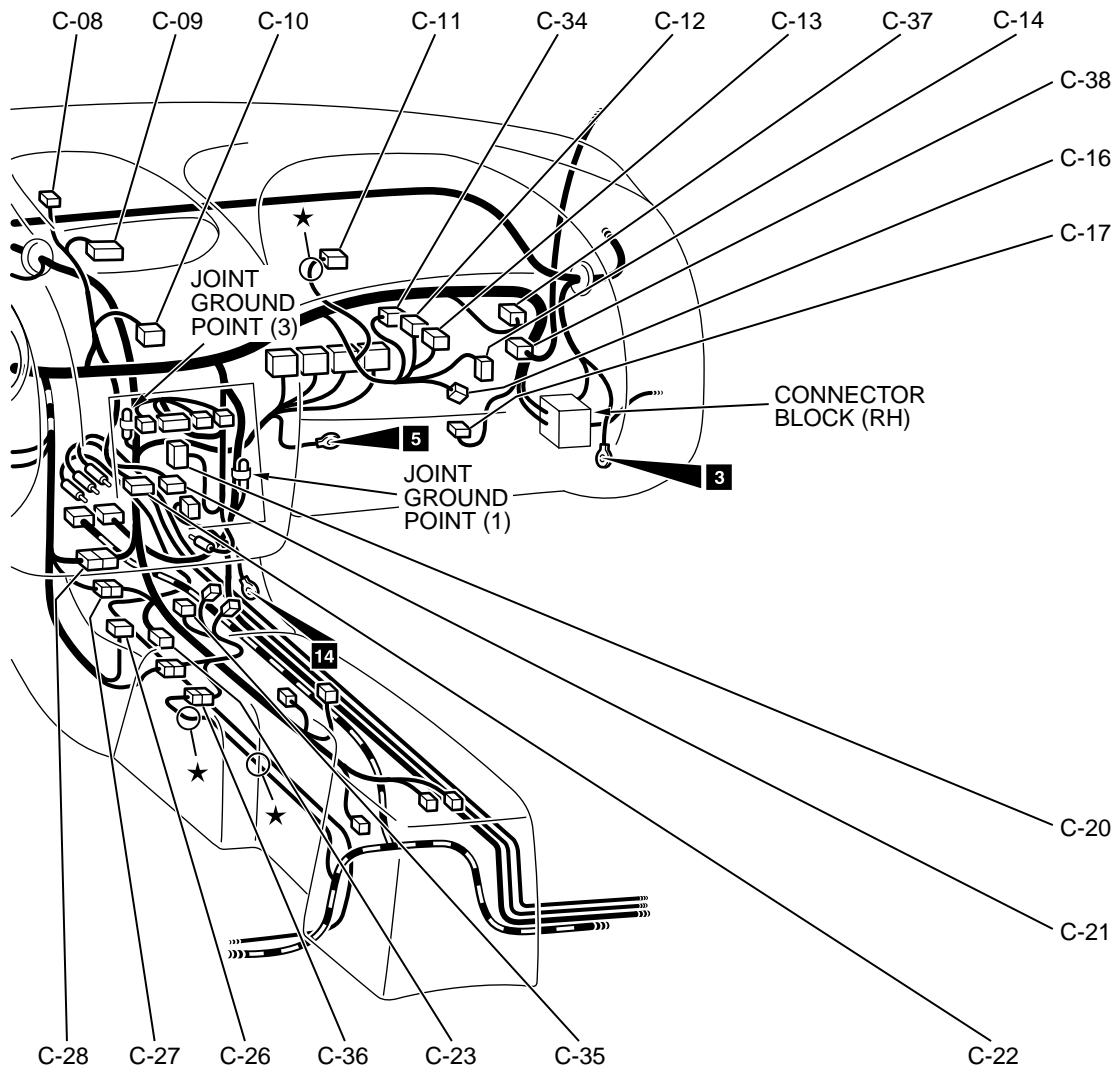


- CONNECTOR COLOR CODE
- B:BLACK
  - BR:BROWN
  - G:GREEN
  - GR:GRAY
  - L:BLUE
  - NONE:MILK WHITE
  - O:ORANGE
  - R:RED
  - V:VIOLET
  - Y:YELLOW

AC003010AB

C-01	(4)	CLUTCH PEDAL POSITION SWITCH <AUTO-CRUISE CONTROL SYSTEM (M/T) >	C-10	(4)	HAZARD WARNING SWITCH
C-02	(2)	INTERLOCK SWITCH <M/T>	C-11	(2-R)	AIR BAG MODULE (SQUIB) (PASSENGER'S SIDE)
C-03	(4)	STOPLIGHT SWITCH	C-12	(20-B)	AUTOMATIC COMPRESSOR CONTROLLER <A/C>
C-05	(2-B)	FRONT WIRING HARNESS (LH) AND FRONT WIRING HARNESS (RH) COMBINATION <ABS>	C-13	(8-B)	AUTOMATIC COMPRESSOR CONTROLLER <A/C (3.0L ENGINE)>
C-06	(18)	FRONT WIRING HARNESS (LH) AND FRONT WIRING HARNESS (RH) COMBINATION	C-14	(7)	OUTSIDE/INSIDE AIR SELECTION DAMPER CONTROL MOTOR
C-07	(8)	FRONT WIRING HARNESS (LH) AND CONTROL WIRING HARNESS COMBINATION	C-16	(4)	BLOWER RESISTOR
C-08	(2)	CENTER SPEAKER	C-17	(2)	BLOWER MOTOR
C-09	(20-B)	MULTI CENTER DISPLAY UNIT	C-20	(16-B)	AUTO-CRUISE CONTROL-ECU
			C-21	(8)	RADIO, TAPE PLAYER, CD PLAYER AND CD AUTO CHANGER
			C-22	(14)	RADIO, TAPE PLAYER, CD PLAYER AND CD AUTO CHANGER

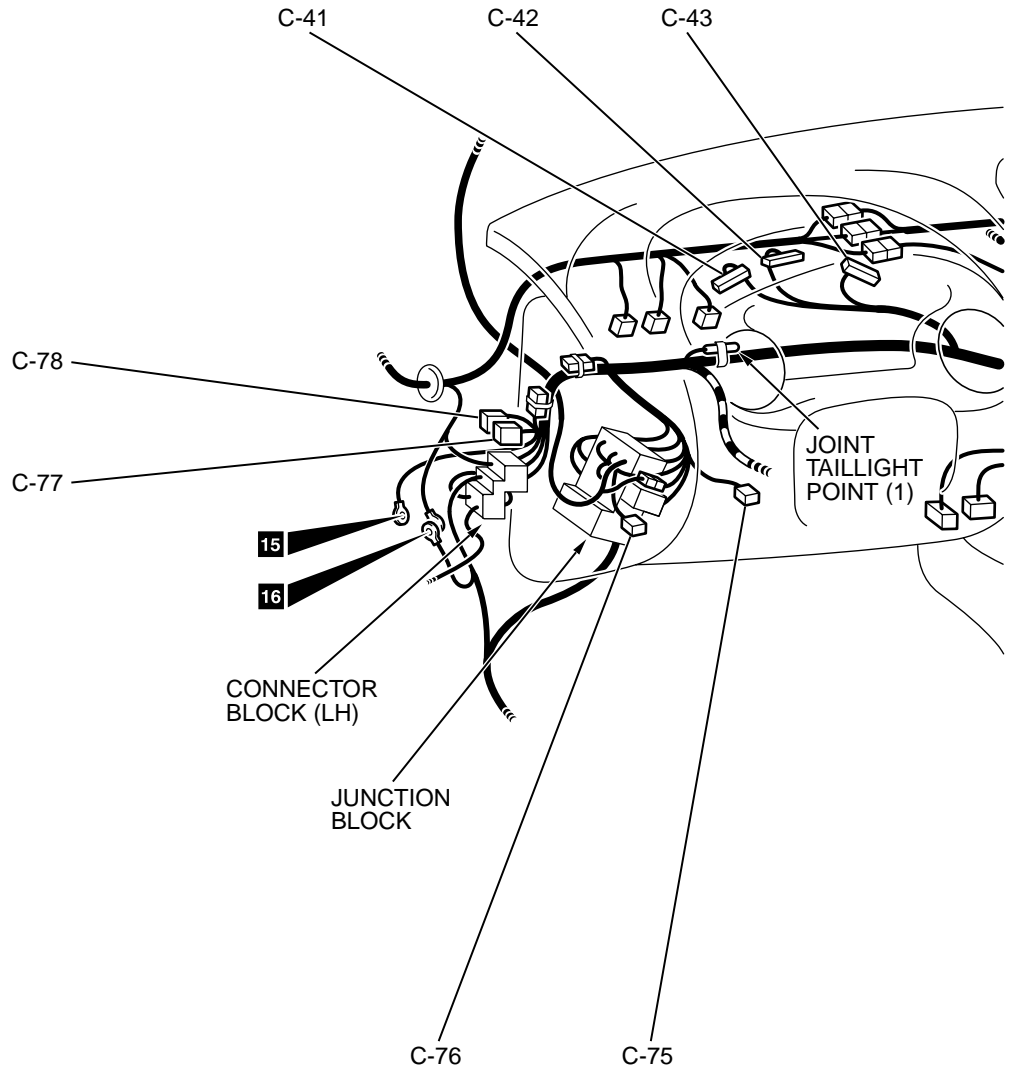
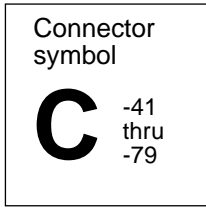
TSB Revision



AC003011AB

C-23	(6)	HEATED OXYGEN SENSOR (REAR) <2.4L ENGINE>	C-32	(1)	JUMPER CONNECTOR <THEFT- ALARM SYSTEM>
C-26	(9)	REMOTE CONTROLLED MIRROR SWITCH	C-33	(1)	JUMPER CONNECTOR <THEFT- ALARM SYSTEM>
C-27	(10)	INSTRUMENT PANEL WIRING HARNESS AND CONTROL WIRING HARNESS COMBINATION <SPORT MODE TYPE A/T>	C-34	(2)	THERMISTER SENSOR <HEATER AND A/C>
C-28	(38)	INSTRUMENT PANEL WIRING HARNESS AND CONTROL WIRING HARNESS COMBINATION	C-35	(8-B)	CONVERTIBLE TOP SWITCH <ECLIPSE SPYDER>
C-29	(16-B)	DATA LINK CONNECTOR	C-36	(2)	FLOOR WIRING HARNESS AND CONSOLE WIRING HARNESS COMBINATION <ECLIPSE SPYDER>
C-30	(12)	DATA LINK CONNECTOR	C-37	(8-B)	COMPASS-ECU
C-31	(4)	INSTRUMENT PANEL WIRING HARNESS AND ROOF WIRING HARNESS COMBINATION <ECLIPSE (SUNROOF) >	C-38	(6)	COMPASS-ECU

TSB Revision

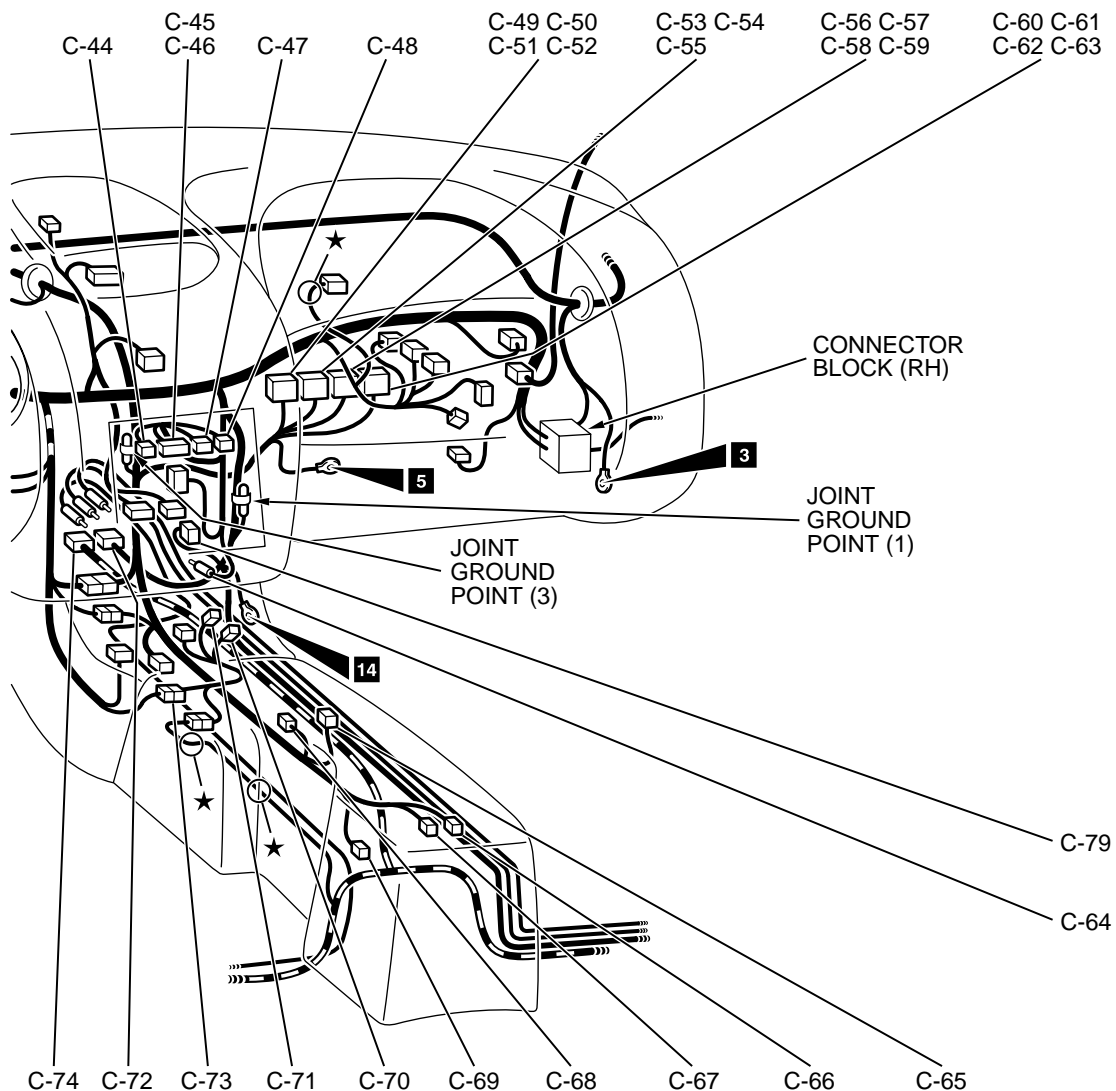


CONNECTOR COLOR CODE  
 B:BLACK  
 BR:BROWN  
 G:GREEN  
 GR:GRAY  
 L:BLUE  
 NONE:MILK WHITE  
 O:ORANGE  
 R:RED  
 V:VIOLET  
 Y:YELLOW

AC003010AC

C-41	(16-B)	COMBINATION METER	C-53	(16-G)	ENGINE CONTROL MODULE <2.4L ENGINE-M/T>
C-42	(14)	COMBINATION METER	C-54	(26-GR)	POWERTRAIN CONTROL MODULE <2.4L ENGINE-A/T>
C-43	(16)	COMBINATION METER	C-55	(26-GR)	POWERTRAIN CONTROL MODULE <3.0L ENGINE-A/T>
C-44	(2)	HEATER CONTROL PANEL ILLUMINATION LIGHT	C-56	(12-G)	ENGINE CONTROL MODULE <2.4L ENGINE-M/T>
C-45	(12)	OUTSIDE/INSIDE AIR SELECTION SWITCH <WITHOUT A/C>	C-57	(28-GR)	POWERTRAIN CONTROL MODULE <2.4L ENGINE-A/T>
C-46	(12)	A/C SWITCH <WITH A/C>	C-58	(28-GR)	ENGINE CONTROL MODULE <3.0L ENGINE-M/T>
C-47	(3)	DEFROSTER SWITCH	C-59	(28-GR)	POWERTRAIN CONTROL MODULE <3.0L ENGINE-A/T>
C-48	(6)	BLOWER SWITCH	C-60	(22-G)	ENGINE CONTROL MODULE <2.4L ENGINE-M/T>
C-49	(26-G)	ENGINE CONTROL MODULE <2.4L ENGINE-M/T>			
C-50	(35-GR)	POWERTRAIN CONTROL MODULE <2.4L ENGINE-A/T>			
C-51	(35-GR)	ENGINE CONTROL MODULE <3.0L ENGINE-M/T>			
C-52	(35-GR)	POWERTRAIN CONTROL MODULE <3.0L ENGINE-A/T>			

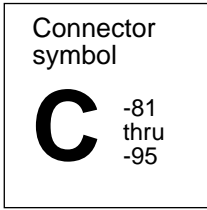
TSB Revision



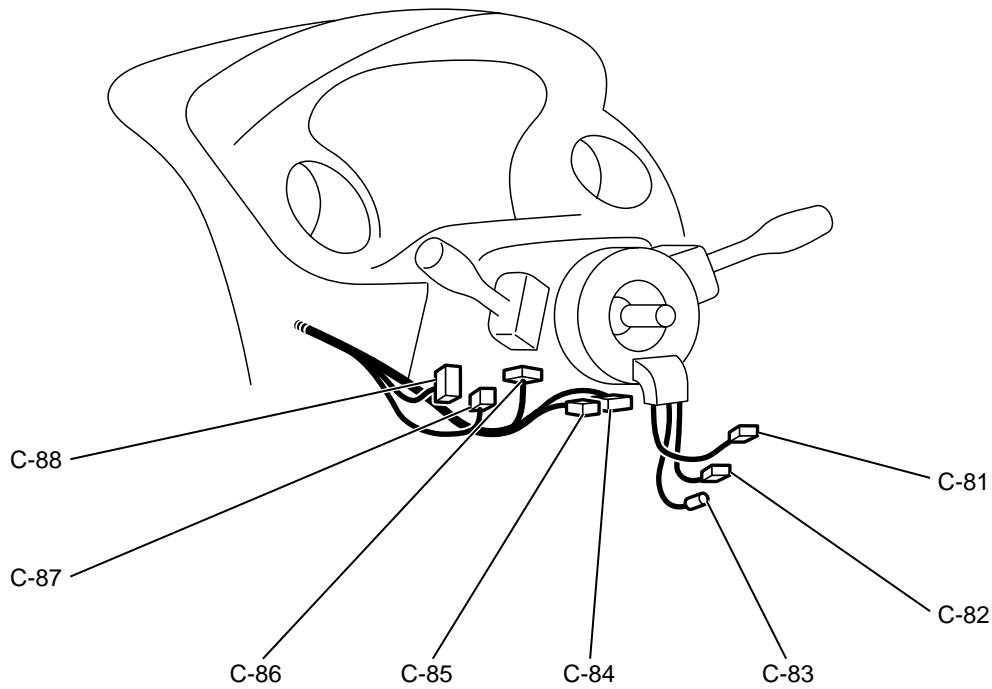
AC003011AC

C-61	(30-GR)	POWERTRAIN CONTROL MODULE <2.4L ENGINE-A/T>	C-70	(1-B)	CIGARETTE LIGHTER
C-62	(30-GR)	ENGINE CONTROL MODULE <3.0L ENGINE-M/T>	C-71	(1)	CIGARETTE LIGHTER
C-63	(30-GR)	POWERTRAIN CONTROL MODULE <3.0L ENGINE-A/T>	C-72	(16-Y)	SRS-ECU
C-64	(2)	ASHTRAY ILLUMINATION LIGHT	C-73	(3)	INSTRUMENT PANEL WIRING HARNESS AND CONSOLE WIRING HARNESS COMBINATION
C-65	(6)	SHIFT SWITCH ASSEMBLY <WITH SPORT MODE TYPE A/T>	C-74	(22-Y)	SRS-ECU <WITH SIDE AIR BAG>
C-66	(1)	ACCESSORY SOCKET	C-75	(3)	RHEOSTAT
C-67	(1-B)	ACCESSORY SOCKET	C-76	(7)	FOG LIGHT SWITCH
C-68	(2)	A/T SELECTOR LEVER POSITION ILLUMINATION LIGHT <WITHOUT SPORT MODE TYPE A/T>	C-77	(33)	JOINT CONNECTOR (1)
C-69	(1-B)	PARKING BRAKE SWITCH	C-78	(33)	JOINT CONNECTOR (2)
			C-79	(12)	IMMOBILIZER-ECU

TSB Revision



**STEERING COLUMN**

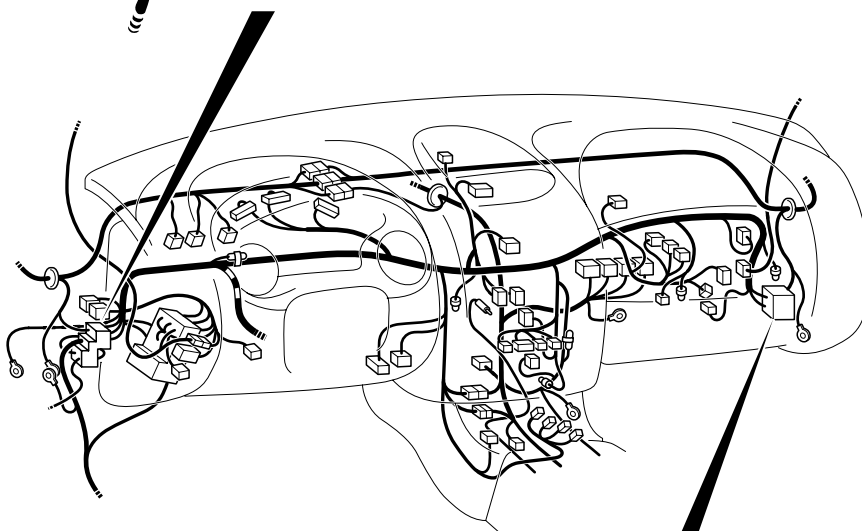
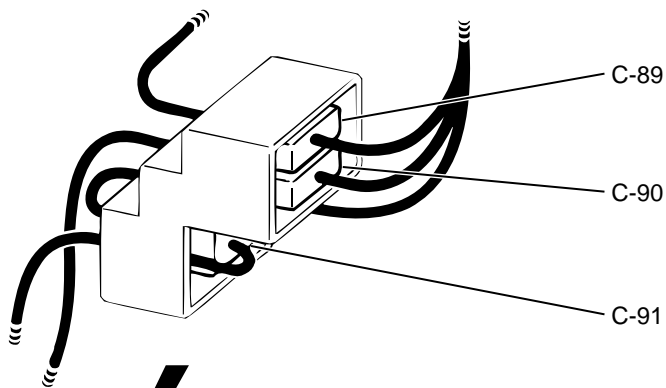


ACX02056 AC

C-81	(2)	AIR BAG MODULE (SQUIB) (DRIVER'S SIDE)	C-88	(7)	KEY REMINDER SWITCH
C-82	(3)	AUTO-CRUISE CONTROL SWITCH	C-89	(38)	INSTRUMENT PANEL WIRING HARNESS AND FRONT WIRING
C-83	(1)	HORN SWITCH	C-90	(43)	HARNESS (LH) COMBINATION INSTRUMENT PANEL WIRING
C-84	(4)	CLOCK SPRING			HARNESS AND FLOOR WIRING
C-85	(2-Y)	CLOCK SPRING			HARNESS COMBINATION
C-86	(10)	COLUMN SWITCH			
C-87	(6)	IGNITION SWITCH			

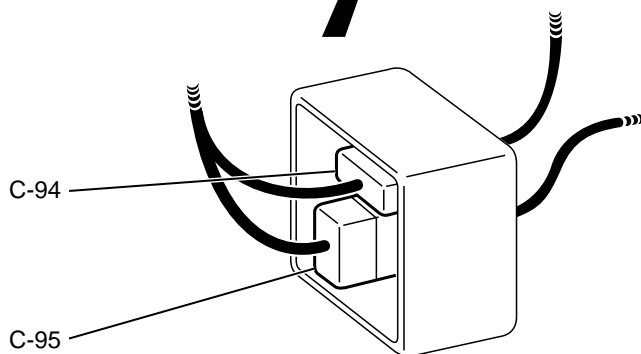
**TSB Revision**

CONNECTOR BLOCK (LH)



CONNECTOR COLOR  
CODE  
B:BLACK  
BR:BROWN  
G:GREEN  
GR:GRAY  
L:BLUE  
NONE:MILK WHITE  
O:ORANGE  
R:RED  
V:VIOLET  
Y:YELLOW

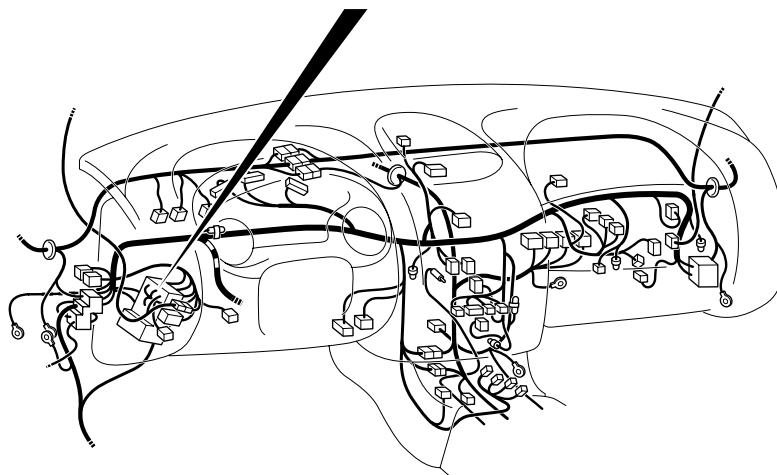
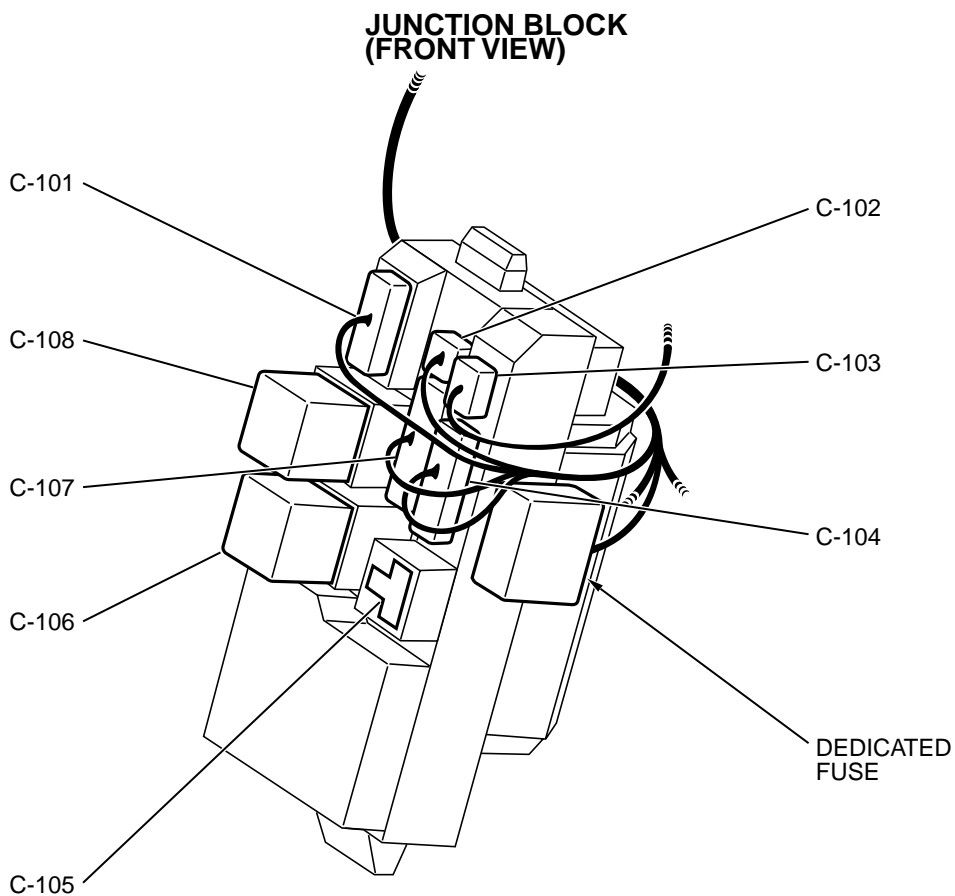
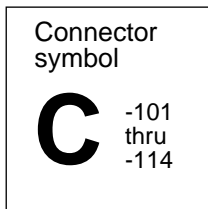
CONNECTOR BLOCK (RH)



C-91 (32-B) INSTRUMENT PANEL WIRING  
HARNESS AND DOOR WIRING  
HARNESS (LH) COMBINATION  
C-94 (14) INSTRUMENT PANEL WIRING  
HARNESS AND FRONT WIRING  
HARNESS (RH) COMBINATION

C-95 (32) INSTRUMENT PANEL WIRING  
HARNESS AND DOOR WIRING  
HARNESS (RH) COMBINATION

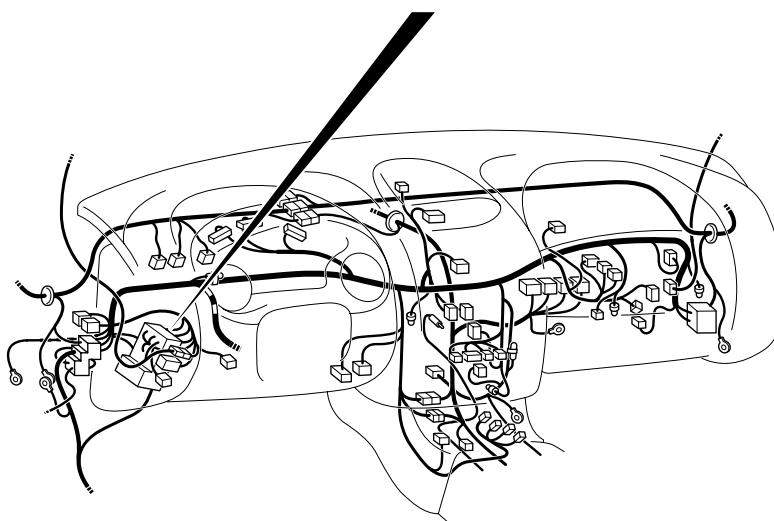
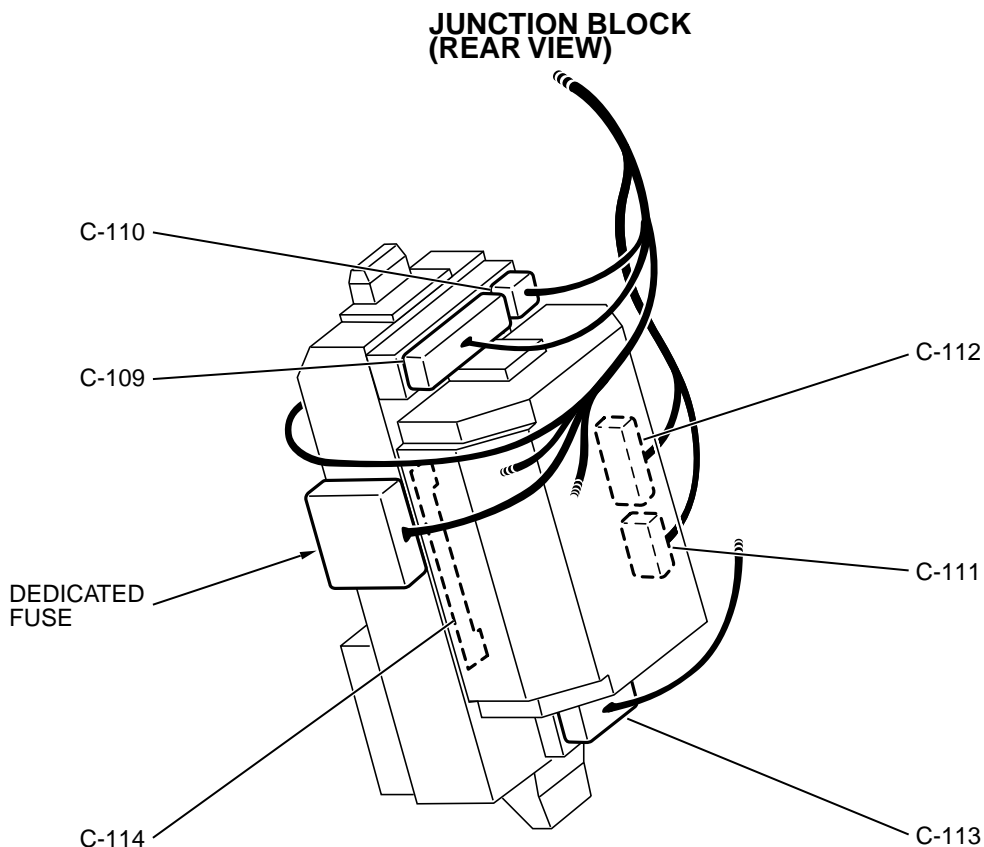
ACX02057AG



AC003024A

C-101 (6-B)	INSTRUMENT PANEL WIRING HARNESS AND JUNCTION BLOCK COMBINATION	C-104 (20-B)	INSTRUMENT PANEL WIRING HARNESS AND JUNCTION BLOCK COMBINATION
C-102 (10-B)	INSTRUMENT PANEL WIRING HARNESS AND JUNCTION BLOCK COMBINATION	C-105 (3)	NO CONNECTION
C-103 (6-B)	ROOF WIRING HARNESS AND JUNCTION BLOCK COMBINATION	C-106 (5)	DEFOGGER RELAY
		C-107 (22-B)	INSTRUMENT PANEL WIRING HARNESS AND JUNCTION BLOCK COMBINATION

**TSB Revision**



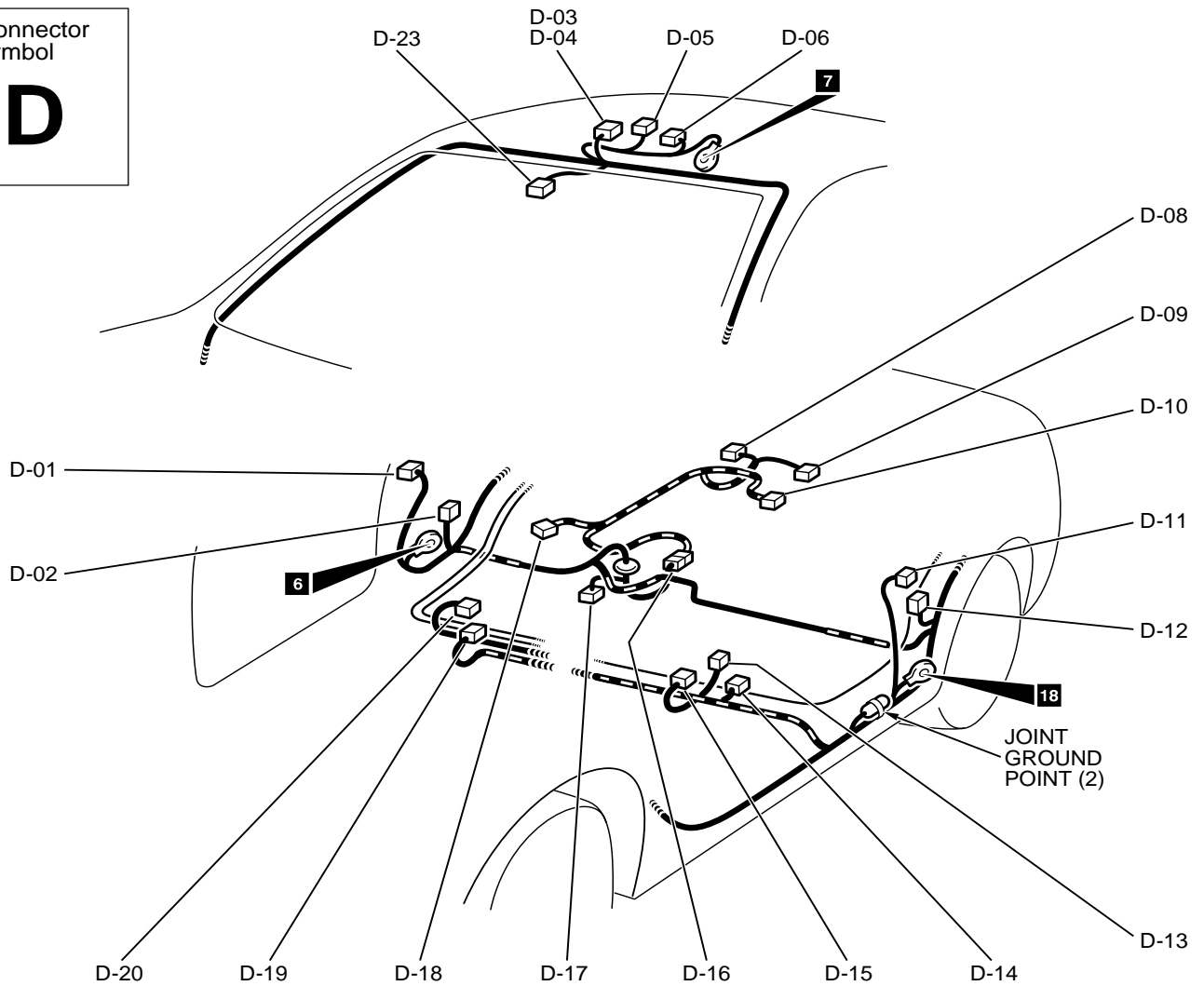
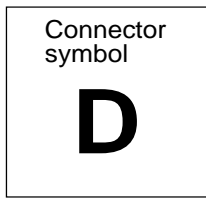
CONNECTOR COLOR  
CODE  
B:BLACK  
BR:BROWN  
G:GREEN  
GR:GRAY  
L:BLUE  
NONE:MILK WHITE  
O:ORANGE  
R:RED  
V:VIOLET  
Y:YELLOW

ACX02059 AC

C-108 (5)	BLOWER RELAY	C-111 (16-B)	ETACS-ECU
C-109 (18-B)	INSTRUMENT PANEL WIRING HARNESS AND JUNCTION BLOCK COMBINATION	C-112 (20-B)	ETACS-ECU
C-110 (1-B)	INSTRUMENT PANEL WIRING HARNESS AND JUNCTION BLOCK COMBINATION	C-113 (19-B)	FLOOR WIRING HARNESS AND JUNCTION BLOCK COMBINATION
		C-114 (20)	ETACS-ECU

TSB Revision

FLOOR AND ROOF <ECLIPSE>



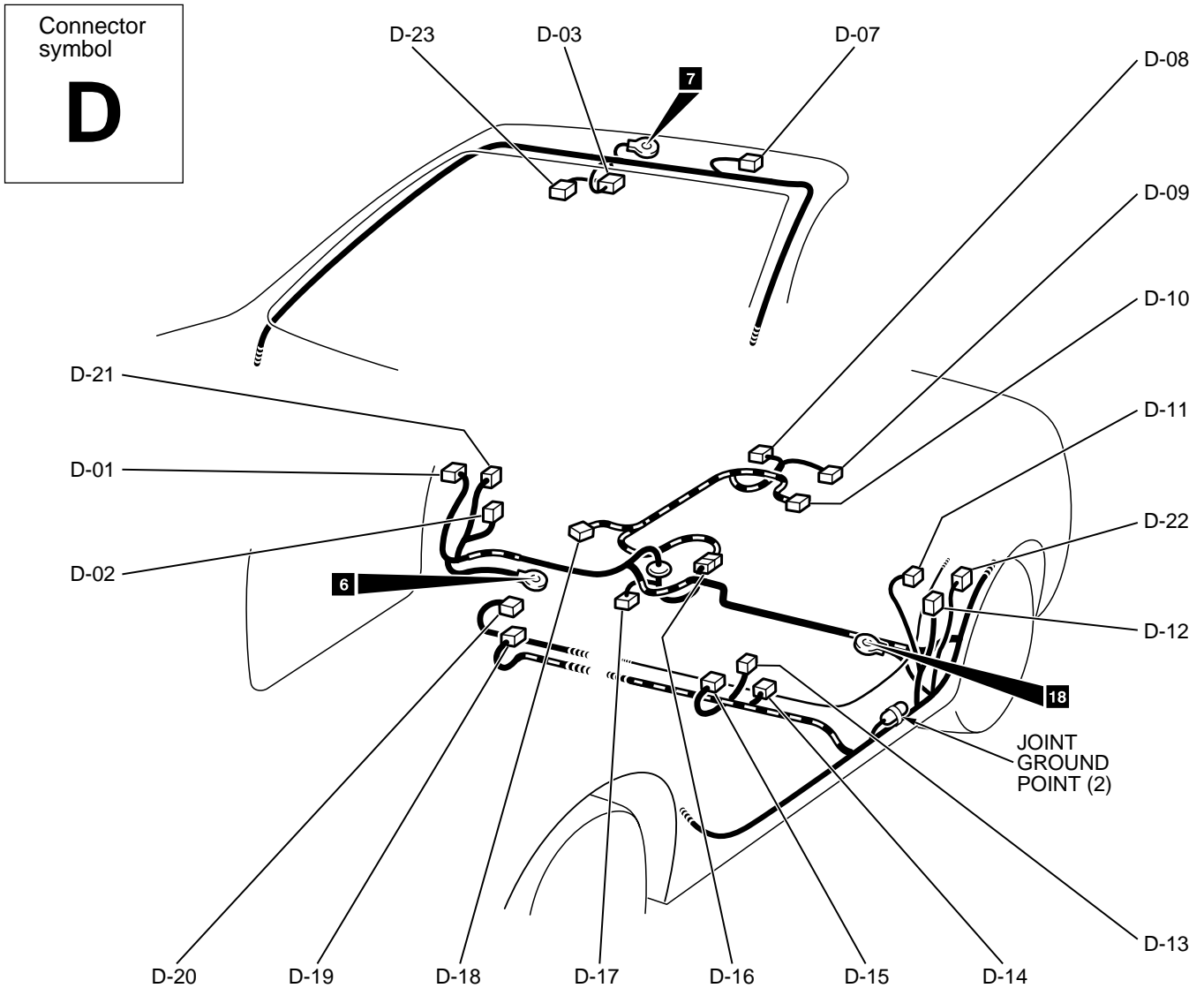
AC002708AB

D-01	(3)	DOOR SWITCH (RH)	D-13	(2)	SEAT BELT SWITCH
D-02	(2)	SIDE IMPACT SENSOR (RH) <WITH SIDE AIR BAG>	D-14	(2)	POWER SEAT ASSEMBLY
D-03	(4-B)	DOME LIGHT <WITH SUNROOF>	D-15	(2-R)	SIDE AIR BAG MODULE (SQUIB) (LH)
D-04	(3)	DOME LIGHT <WITHOUT SUNROOF>	D-16	(10-B)	FLOOR WIRING HARNESS AND FUEL WIRING HARNESS COMBINATION
D-05	(6-B)	SUNROOF SWITCH	D-17	(5-GR)	FUEL PUMP AND GAUGE UNIT
D-06	(10)	SUNROOF ASSEMBLY	D-18	(3-B)	FUEL TANK DIFFERENTIAL PRESSURE SENSOR
D-08	(2-GR)	WHEEL SPEED SENSOR (REAR: RH) <ABS>	D-19	(2-R)	SIDE AIR BAG MODULE (SQUIB) (RH)
D-09	(2-B)	WHEEL SPEED SENSOR (REAR: LH) <ABS>	D-20	(18)	AMPLIFIER <7-SPEAKER SYSTEM>
D-10	(2-B)	EVAPORATIVE EMISSION VENTILATION SOLENOID	D-23	(5-B)	COMPASS SENSOR
D-11	(3)	DOOR SWITCH (LH)			
D-12	(2)	SIDE IMPACT SENSOR (LH) <WITH SIDE AIR BAG>			

TSB Revision

# FLOOR AND WINDSHIELD APERTURE <ECLIPSE SPYDER>

M1801000900082



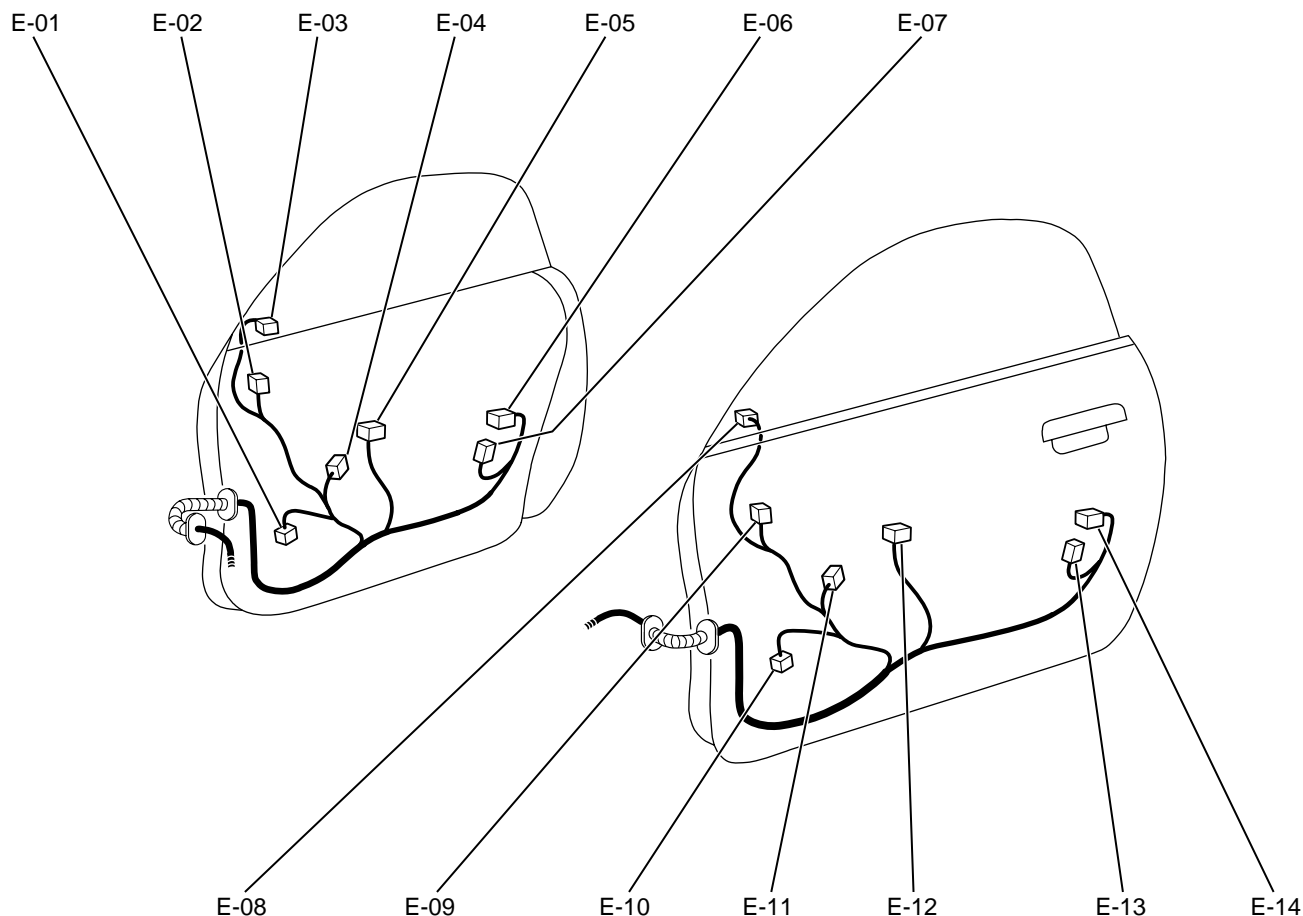
AC002709AB

D-01	(3)	DOOR SWITCH (RH)	D-14	(2)	POWER SEAT ASSEMBLY
D-02	(2)	SIDE IMPACT SENSOR (RH) <WITH SIDE AIR BAG>	D-15	(2-R)	SIDE AIR BAG MODULE (SQUIB) (LH)
D-03	(4)	DOME LIGHT	D-16	(10-B)	FLOOR WIRING HARNESS AND FUEL WIRING HARNESS COMBINATION
D-07	(2)	UNIVERSAL GARAGE DOOR OPENER	D-17	(5-GR)	FUEL PUMP AND GAUGE UNIT
D-08	(2-GR)	WHEEL SPEED SENSOR (REAR: RH) <ABS>	D-18	(3-B)	FUEL TANK DIFFERENTIAL PRESSURE SENSOR
D-09	(2-B)	WHEEL SPEED SENSOR (REAR: LH) <ABS>	D-19	(2-R)	SIDE AIR BAG MODULE (SQUIB) (RH)
D-10	(2-B)	EVAPORATIVE EMISSION VENTILATION SOLENOID	D-20	(18)	AMPLIFIER <7-SPEAKER SYSTEM>
D-11	(3)	DOOR SWITCH (LH)	D-21	(2-B)	REAR SPEAKER (RH)
D-12	(2)	SIDE IMPACT SENSOR (LH) <WITH SIDE AIR BAG>	D-22	(2-B)	REAR SPEAKER (LH)
D-13	(2)	SEAT BELT SWITCH	D-23	(5-B)	COMPASS SENSOR

TSB Revision

## DOOR

M1801001400080

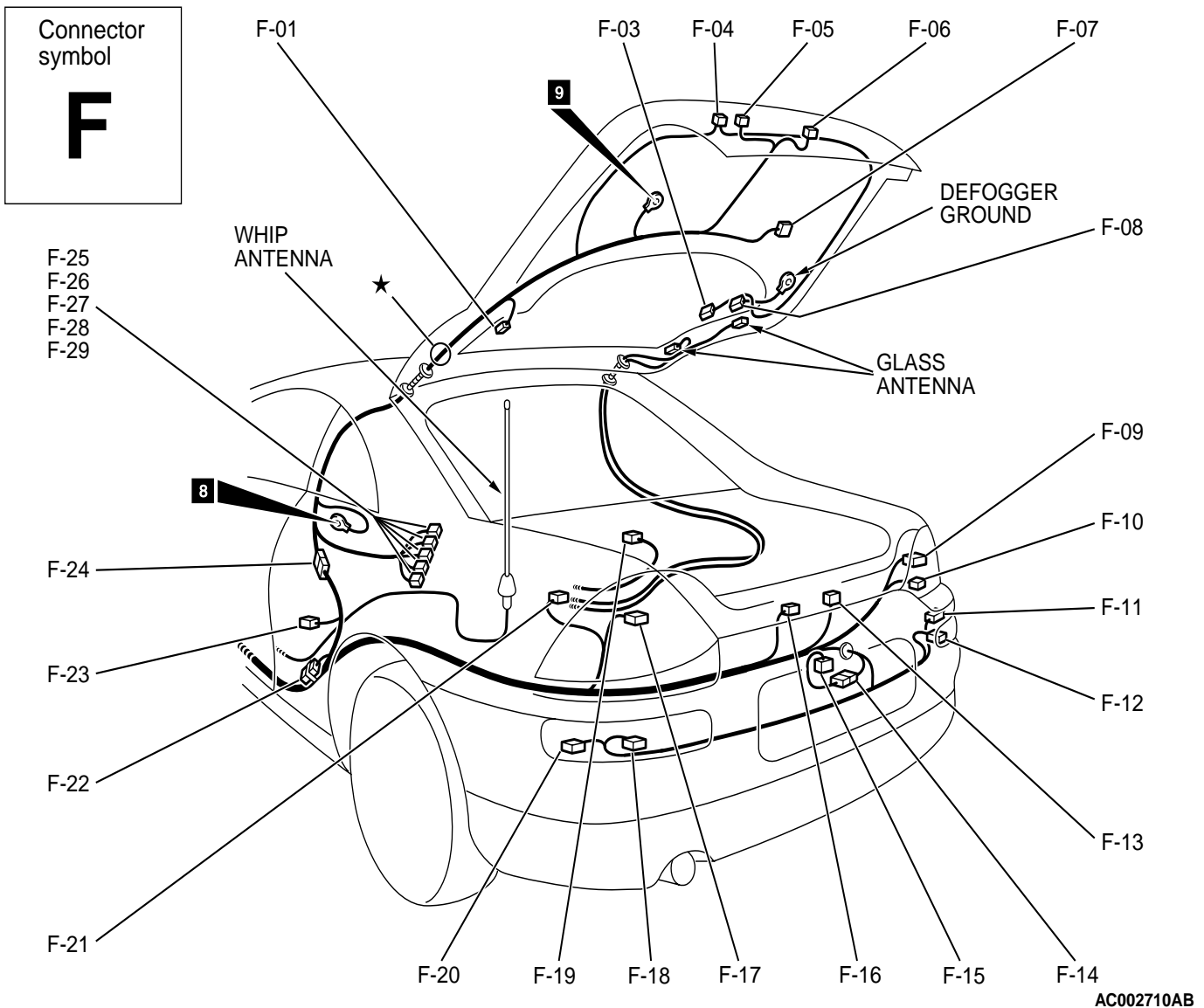
Connector  
symbol**E**

ACX02069 AG

E-01	(2)	DOOR SPEAKER (RH)	E-08	(2)	TWEETER (LH) <7-SPEAKER SYSTEM>
E-02	(5)	REMOTE CONTROLLED MIRROR (RH)	E-09	(5)	REMOTE CONTROLLED MIRROR (LH)
E-03	(2)	TWEETER (RH) <7-SPEAKER SYSTEM>	E-10	(2)	DOOR SPEAKER (LH)
E-04	(2)	POWER WINDOW MOTOR (RH)	E-11	(2)	POWER WINDOW MOTOR (LH)
E-05	(8)	POWER WINDOW SUB SWITCH	E-12	(10)	POWER WINDOW MAIN SWITCH
E-06	(3-B)	DOOR LOCK KEY CYLINDER SWITCH (RH)	E-13	(6-B)	DOOR LOCK ACTUATOR (LH)
E-07	(6-B)	DOOR LOCK ACTUATOR (RH)	E-14	(3-B)	DOOR LOCK KEY CYLINDER SWITCH (LH)

TSB Revision

# LUGGAGE COMPARTMENT <ECLIPSE>

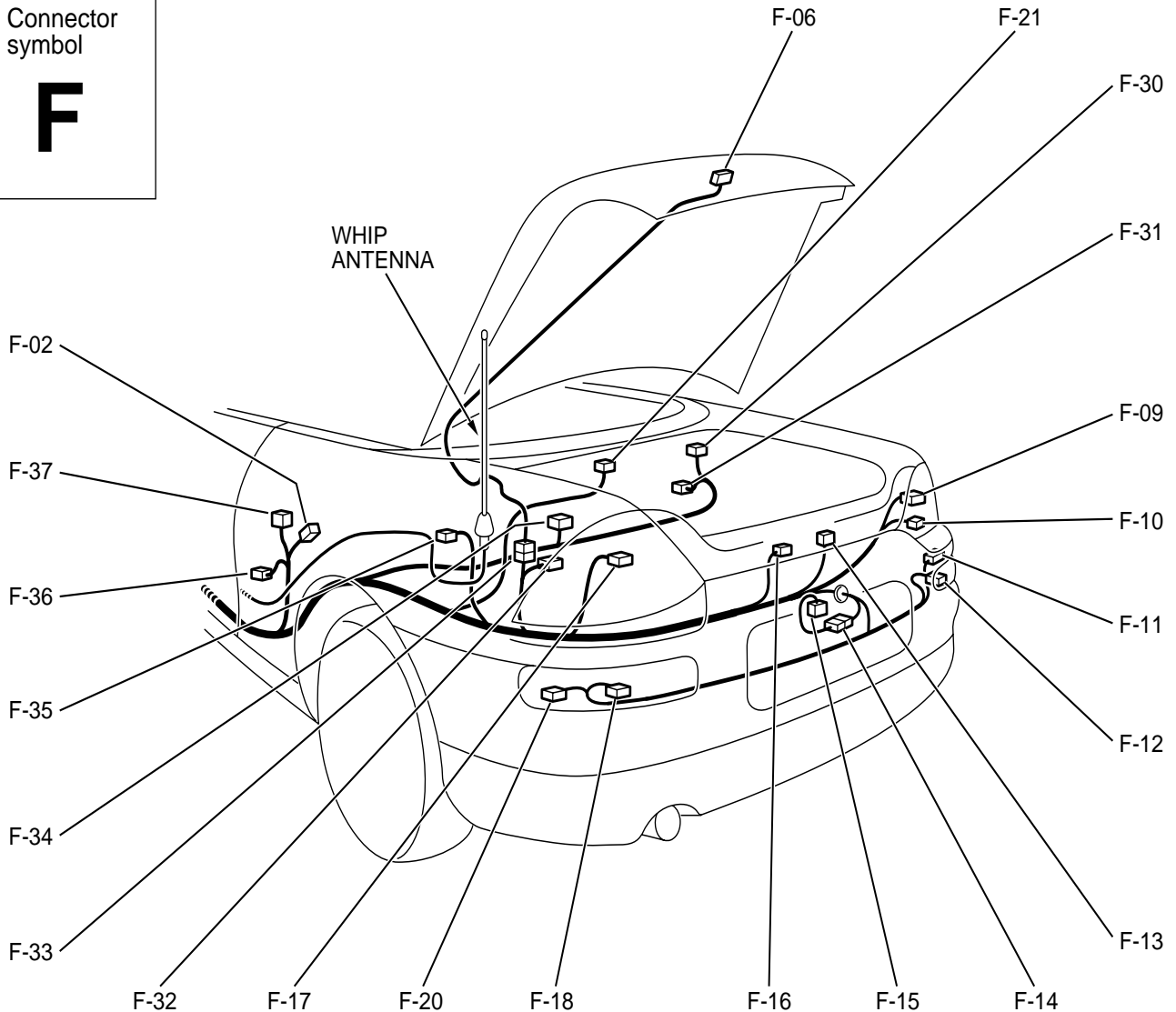
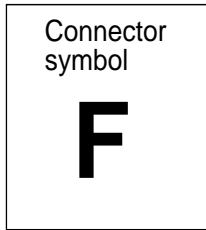


F-01	(1-B)	DEFOGGER (+)	F-15	(2-GR)	LICENSE PLATE LIGHT
F-03	(1-B)	DEFOGGER (-)	F-16	(2-B)	LIFTGATE LATCH SWITCH <WITH THEFT-ALARM SYSTEM>
F-04	(2)	CHOKE COIL <GLASS ANTENNA>	F-17	(6)	REAR COMBINATION LIGHT (LH)
F-05	(1-B)	CHOKE COIL <GLASS ANTENNA>	F-18	(2-B)	BACKUP LIGHT (LH)
F-06	(2-GR)	HIGH MOUNTED STOPLIGHT	F-19	(2-B)	REAR SPEAKER (RH)
F-07	(3-B)	REAR WIPER MOTOR	F-20	(2-GR)	REAR SIDE MARKER LIGHT (LH)
F-08	(1-B)	DEFOGGER (-) <WHIP ANTENNA>	F-21	(2)	LUGGAGE COMPARTMENT LIGHT
F-09	(6)	REAR COMBINATION LIGHT (RH)	F-22	(3)	DIODE (FOR DOME LIGHT CIRCUIT)
F-10	(2)	LIFTGATE LOCK KEY CYLINDER SWITCH <WITH THEFT-ALARM SYSTEM>	F-23	(2-B)	REAR SPEAKER (LH)
F-11	(2-GR)	REAR SIDE MARKER LIGHT (RH)	F-24	(6)	FLOOR WIRING HARNESS AND LIFTGATE WIRING HARNESS COMBINATION
F-12	(2)	BACKUP LIGHT (RH)	F-25	(1-B)	CAPACITOR <GLASS ANTENNA>
F-13	(1-B)	LIFTGATE LIGHT SWITCH <WITHOUT THEFT-ALARM SYSTEM>	F-26	(1-B)	CAPACITOR <GLASS ANTENNA>
F-14	(2-B)	FLOOR WIRING HARNESS AND REAR BUMPER WIRING HARNESS COMBINATION	F-27	(1-B)	CAPACITOR <GLASS ANTENNA>
			F-28	(1-B)	CAPACITOR <GLASS ANTENNA>
			F-29	(1-B)	CAPACITOR <GLASS ANTENNA>

TSB Revision

LUGGAGE COMPARTMENT <ECLIPSE SPYDER>

M1801001500054



AC002711AB

F-02	(2)	DEFOGGER	F-18	(2-B)	BACKUP LIGHT (LH)
F-06	(2-GR)	HIGH MOUNTED STOPLIGHT	F-20	(2-GR)	REAR SIDE MARKER LIGHT (LH)
F-09	(6)	REAR COMBINATION LIGHT (RH)	F-21	(2)	TRUNK LIGHT
F-10	(2)	TRUNK LID LOCK KEY CYLINDER SWITCH <WITH THEFT-ALARM SYSTEM>	F-30	(2)	TOPSTACK DRIVE MOTOR (RH)
F-11	(2-GR)	REAR SIDE MARKER LIGHT (RH)	F-31	(2)	POWER WINDOW MOTOR (QUARTER: RH)
F-12	(2)	BACKUP LIGHT (RH)	F-32	(3)	CONVERTIBLE TOP BYPASS SWITCH
F-13	(1-B)	TRUNK LIGHT SWITCH <WITHOUT THEFT-ALARM SYSTEM>	F-33	(2)	FLOOR WIRING HARNESS AND TRUNK LID WIRING HARNESS COMBINATION
F-14	(2-B)	FLOOR WIRING HARNESS AND REAR BUMPER WIRING HARNESS COMBINATION	F-34	(14)	CONVERTIBLE TOP CONTROL MODULE
F-15	(2-GR)	LICENSE PLATE LIGHT	F-35	(8)	MOTOR ANTENNA ASSEMBLY
F-16	(2-B)	TRUNK LID LATCH SWITCH <WITH THEFT-ALARM SYSTEM>	F-36	(2)	POWER WINDOW MOTOR (QUARTER: LH)
F-17	(6)	REAR COMBINATION LIGHT (LH)	F-37	(2)	TOPSTACK DRIVE MOTOR (LH)

TSB Revision